

# TM 5-4930-227-24P

DEPARTMENT OF THE ARMY TECHNICAL MANUAL

---

ORGANIZATIONAL, DIRECT AND GENERAL SUPPORT  
MAINTENANCE REPAIR PARTS AND SPECIAL TOOLS LIST

TANK AND PUMP UNIT, LIQUID DISPENSING  
FOR TRUCK MOUNTING

(Highland Industries Model 2000)

FSN 4930-877-8678

---

HEADQUARTERS, DEPARTMENT OF THE ARMY  
APRIL 1970



CHANGE

NO. 6

HEADQUARTERS  
DEPARTMENT OF THE ARMY  
WASHINGTON D. C., 30 December 1993

Organizational, Direct and General Support Maintenance  
Repair Parts and Special Tools List

**TANK AND PUMP UNIT, LIQUID DISPENSING  
FOR TRUCK MOUNTING  
(HIGHLAND INDUSTRIES MODEL 2000) FSN 4930-877-8678**

Current as of 18 November 1991

DISTRIBUTION STATEMENT A: Approved for public release; distribution is unlimited.

TM 5-4930-227-24P, 6 April 1970, is changed as follows:

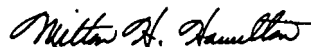
Page 36, Figure 13.2, Item 7, Column 3, Hose Assembly. Change part no. to 13218E0152-5, add to column 2, NSN 4520-01-291-9542.

Page 36, Figure 13.5, Item 32, Socket Head Cap Screw, add NSN 5305-01-072-9137; change Reference No. and Mfr Code from MS35756-34 (96906) to 13200E8861 (97403)

All changes, additions or deletions of National Stock Numbers or manufacturers part numbers within these changes should be appropriately reflected in the index.

By Order of the Secretary of the Army:

Official:



MILTON H. HAMILTON  
Administrative Assistant to the  
Secretary of the Army

05935

**GORDON R. SULLIVAN**  
General, United States Army  
Chief of Staff

DISTRIBUTION:

To be distributed in accordance with DA Form 12-25-E, block no. 1721, requirements for TM 5-4930-227-24P.



CHANGE  
NO. 5

HEADQUARTERS  
DEPARTMENT OF THE ARMY  
WASHINGTON, D.C., 31 March 1993

Organizational, Direct and General Support Maintenance  
Repair Parts and Special Tools List

**TANK AND PUMP UNIT, LIQUID DISPENSING  
FOR TRUCK MOUNTING  
(HIGHLAND INDUSTRIES MODEL 2000) FSN 4930-877-8678**

Current as of 18 November 1991

DISTRIBUTION STATEMENT A: Approved for public release; distribution is unlimited

TM 5-4610-227-24P, 6 April 1970, is changed as follows:

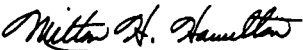
Page 28, Fig. 4, Item 3. Change SMR code in column 1 to "XB" and remove Federal Stock Number from column 2.

Page 67. Remove FSN entry of "2805-301-6336, Fig. 4, Item 3" from the page.

By Order of the Secretary of the Army:

GORDON R. SULLIVAN  
*General, United States Army*  
Chief of Staff

Official:

  
MILTON H. HAMILTON  
*Administrative Assistant to the  
Secretary of the Army*  
03688

**DISTRIBUTION:**

To be distributed in accordance with DA Form 12-25-E, block no. 1721, requirements for TM 5-4930-227-24P.



Change |  
No. 4 |

HEADQUARTERS  
DEPARTMENT OF THE ARMY  
Washington, D.C. 12 May 1989

**Organizational, Direct and General Support Maintenance  
Repair Parts and Special Tools List  
TANK AND PUMP UNIT, LIQUID DISPENSING  
FOR TRUCK MOUNTING  
(HIGHLAND INDUSTRIES MODEL 2000) FSN 4930-877-8678**

Current as of 23 March 1988

TM 5-4930-227-24P, 6 April 1970, is changed as follows:

Page VIII. Paragraph 7 is superseded as follows:

**7. Federal Supply Codes for Manufacturers**

<i>Code</i>	<i>Manufacturer</i>	<i>Code</i>	<i>Manufacturer</i>
01400 . . .	United MFD and Engineering Corp	76700 . . .	Nelson Muffler Corp
05463 . . .	Balcrank, Division of the Wheelabrator Corp	78480 . . .	Tillotson Mfg. Co.
06840 . . .	The Bendix Corp	78940 . . .	Novo Industrial Corp., United Aircleaner Div.
09310 . . .	Buckeye Division Emco-Wheaton Inc.	79515 . . .	Wheaton Inc.
11583 . . .	Champion Sparkplug Co.	79960 . . .	The Bendix Corp, Fuel Devices Division
12718 . . .	Clay and Bailey Mfg. Co.	81348 . . .	Federal Specification
15235 . . .	Crouse-Hinds Co.	81349 . . .	Military Specifications
17807 . . .	Highland Industries Inc.	81580 . . .	McCulloch Corp
19207 . . .	Tank & Automotive Command	81718 . . .	Dover Corp OPW Division
21387 . . .	Fairbanks Morse Inc.	81859 . . .	Gleason Corp, Anthes Division
24617 . . .	General Motors Corp	82366 . . .	Aero Motive Mfg. Co.
24869 . . .	Andrews Industries Inc.	82796 . . .	Fairbanks Morse Inc., Power Systems Division
38056 . . .	Manning Maxwell and Moore	96906 . . .	Military Standards
66289 . . .	Wisconsin Motor Corp	97403 . . .	Belvoir Research, Development & Engineering Center
71724 . . .	Crane Packing Co.	99539 . . .	General Fire Extinguisher Corp
72219 . . .	Consolidated Brass Co.		

Page VIII. Paragraph 8 is superseded as follows:

**Reporting of Errors and Recommending Improvements:** You can help improve this manual. If you find any mistake or if you know of a way to improve the procedures, please let us know. Mail your letter, DA Form 2028, (Recommended Changes to Publications and Blank Forms) or DA Form 2028-2 located in the back of this manual direct to: Commander, US Army Troop Support Command, ATTN: AMSTR-MCTS, 4300 Goodfellow Blvd., St. Louis, MO 63120-1798. A reply will be furnished to you.

Section III and V. Change, add or delete as shown on the following pages:

Page 12, Figure 13.2, 13.3, 13.4, 13.5, and 13.6 are added as follows:

(See attached sheets)

Page 36, Figure 13.2, 13.3, 13.4, 13.5, and 13.6 are added as follows:

(See attached sheets)

All changes, additions, or deletions of Federal stock numbers or manufacturers part numbers within these changes shall be reflected in the index.



PAGE	LINE	ACTION	SMR CODE	C4 (1)	FEDERAL STOCK NO	(2)	DESCRIPTION REFERENCE NO & MFR CODE	USABLE ON CODE	(3)	(4)	(5)	(6)				(7)	
												15 DAY ORGANIZATIONAL MAINT. ALLOWANCE	(A)	(B)	(C)	(D)	ILLUSTRATIONS (A) (B) FIGURE ITEM NO
SECTION III. REPAIR PARTS FOR ORGANIZATIONAL MAINTENANCE																	
GROUP 13-PUMP ASSEMBLY																	
(IMMEDIATELY AFTER MOTOR, DIRECT CURRENT X242-3A (50380)ADD THE FOLLOWING.																	
12	20	ADD	PO				PUMP ASSY KIT,TANK 13226E2260(97403)			EA	1	*	*	*	*	13.2	1
			PO		4720-01-071-2871		HOSE ASSY 13218E0152-206(97403)			EA	1	*	*	*	*	13.2	2
			PO		5330-00-612-2414		GASKET MS27030-6(96906)			EA	2	*	*	*	*	13.2	3
			PO		4730-00-938-7997		COUPLING HALF,QUICK DISCONNECT MS27022-11			EA	2	*	*	*	*	13.2	4
			PO				TEE,PIPE MS25618/1B09XA(81349)			EA	1	*	*	*	*	13.2	5
			PO				COUPLING,HALF 13217E7129(97403)			EA	1	*	*	*	*	13.2	6
			PO		4520-01-291-9542		HOSE,ASSY 1318E0152-5(97403)			EA	1	*	*	*	*	13.2	7
			PO		5330-00-360-0595		GASKET MS27030-5(96906)			EA	1	*	*	*	*	13.2	8

PAGE	LINE	ACTION	C4 (1)	(2)	(3)	(4)	(5)	(6)				(7)	
			SMR CODE	FEDERAL STOCK NO	DESCRIPTION REFERENCE NO & MFR CODE	USABLE ON CODE	UNIT OF ISSUE	QTY INC IN UNIT	15 DAY ORGANIZATIONAL MAINT. ALLOWANCE (A)	(B)	(C)	(D)	ILLUSTRATIONS (A) FIGURE NO
			PO	4730-00-649-9100	CAP, QUICK DISCONNECT MS27028(96906)	EA	1	*	*	*	*	13.2	9
			PO	5305-00-782-9489	SCREW, CAP, HEXAGON MS90728-66(96906)	EA	2	*	*	*	*	13.2	10
			PO	5310-00-627-6128	WASHER, LOCK MS35335-35(96906)	EA	2	*	*	*	*	13.2	11
			X20		PUMP ASSY 13226E2288(97403)	EA	2	*	*	*	*	13.2	12
			PO	5305-00-253-5618	SCREW, DRIVE MS21318-27(96906)	EA	6	*	*	*	*	13.2	13
			X20		PLATE, INSTRUCTION 13226E2262(97403)	EA	1	*	*	*	*	13.2	14
			PO	6150-01-191-9732	CABLE ASSY 13217E2964(97403)	EA	1	*	*	*	*	13.3	1
			PO	5935-01-241-9740	CONNECTOR PLUG ELECTRICAL MS345W16S-4P(96906)	EA	1	*	*	*	*	13.3	2
			X10		CABLE, ELECTRICAL J-C-30THW03CK 2/1A(81348)	EA	1	*	*	*	*	13.3	3
			PO	6150-01-022-6004	CABLE ASSY 11682336-1(19207)	EA	1	*	*	*	*	13.3	4
			PO		CONNECTOR 11682338(19207)	EA	2	*	*	*	*	13.3	5
			PO	5305-00-958-0666	SCREW, MACHINE MS535226-50(96906)	EA	12	*	*	*	*	13.3	6
			X20		COVER 11682344(19207)	EA	2	*	*	*	*	13.3	7

PAGE	LINE	ACTION	C4 (1)	(2)	(3)	USABLE ON CODE	(4)	(5)	(6)				(7)	
			SMR CODE	FEDERAL STOCK NO	DESCRIPTION REFERENCE NO & MFR CODE		UNIT OF ISSUE	QTY INC IN UNIT	15 DAY ORGANIZATIONAL MAINT. ALLOWANCE	(A) 1-5	(B) 6-20	(C) 21-50	(D) 51-100	ILLUSTRATIONS (A) FIGURE NO
			PO	5305-00-269-3234	SCREW,CAP,HEXAGON MS90727-58(96906)		EA	4	*	*	*	*	13.3	8
			PO		WASHER,LOCK MS35338-46(96906)		EA	4	*	*	*	*	13.3	9
			PO		CABLE,WIRE 11682337-1(19207)		EA	1					13.3	10
			PO		ADAPTER CONNECTOR 11677570(19207)		EA	1	*	*	*	*	13.3	11
	X20				ELBOW,90 DEGREE 13217E7166(97403)		EA	1	*	*	*	*	13.3	12
			PO	5310-00-732-0558	NUT,PLAIN,HEXAGON MS51967-8(96906)		EA	6	*	*	*	*	13.3	13
			PO		WASHER,LOCK,SPRING MS35338-46(96906)		EA	6	*	*	*	*	13.3	14
			PO	5310-00-080-6004	WASHER,FLAT MS27183-14(96906)		EA	6	*	*	*	*	13.3	15
			PO	5305-00-821-3869	SCREW,CAP,HEXAGON MS90728-65(96906)		EA	2	*	*	*	*	13.3	16
	X20				JUNCTION BOX ASSY 13227E6652(97403)		EA	1	*	*	*	*	13.3	17
	X20				FITTING UNION 13217E7165-1(97403)		EA	2	*	*	*	*	13.3	18

PAGE	LINE	ACTION	C4 (1)	(2)	(3)	USABLE ON CODE	(4)	(5)	(6)				(7)	
			SMR CODE	FEDERAL STOCK NO	DESCRIPTION REFERENCE NO & MFR CODE		UNIT OF ISSUE	QTY INC IN UNIT	15 DAY ORGANIZATIONAL MAINT. ALLOWANCE	(A) 1-5	(B) 6-20	(C) 21-50	(D) 51-100	ILLUSTRATIONS (A) FIGURE NO
			PO				EA	1	*	*	*	*	13.4	1
			PO	5330-01-019-8913			EA	1	*	*	*	*	13.4	2
			PO	5310-00-934-9751			EA	2	*	*	*	*	13.4	3
			PO	5310-00-576-5752			EA	9	*	*	*	*	13.4	4
			PO	5310-00-014-5850			EA	9	*	*	*	*	13.4	5
			PO	5305-00-989-7435			EA	9	*	*	*	*	13.4	6
			PO	5945-01-219-6786			EA	1	*	*	*	*	13.4	7
			PO	5310-00-723-2737			EA	4	*	*	*	*	13.4	8
			PO	5310-00-974-6623			EA	4	*	*	*	*	13.4	9
			PO	5310-00-934-9765			EA	4	*	*	*	*	13.4	10
			PO	5310-00-933-8120			EA	2	*	*	*	*	13.4	11
			PO				EA	1	*	*	*	*	13.4	12
			PO	5310-00-997-1888			EA	4	*	*	*	*	13.4	13

TM5-4930-227-24P			C4 (1)	(2)	(3)	(4)	(5)	(6)				(7)		
PAGE	LINE	ACTION	SMR CODE	FEDERAL STOCK NO	DESCRIPTION REFERENCE NO & MFR CODE	USABLE ON CODE	UNIT OF ISSUE	QTY INC IN UNIT	15 DAY ORGANIZATIONAL MAINT. ALLOWANCE (A)	(B)	(C)	(D)	ILLUSTRATIONS (A) FIGURE	(B) ITEM
									1-5	6-20	21-50	51-100	NO	
			PO	5310-00-582-5965	WASHER, LOCK MS35338-44(96906)		EA	4	*	*	*	*	13.4	14
			PO	5310-00-934-9757	NUT, PLAIN, HEXAGON MS35649-282(96906)		EA	2	*	*	*	*	13.4	15
			PO	5310-00-045-3299	WASHER, LOCK MS35328-42(96906)		EA	2	*	*	*	*	13.4	16
			X20		BRACKET, MOUNTING 13227E9783(97403)		EA	1	*	*	*	*	13.4	17
			PO	5305-00-983-6730	SCREW, MACHINE MS35206-218(96906)		EA	4	*	*	*	*	13.4	18
			PO	5310-00-193-7577	WASHER, LOCK MS35333-36(96906)		EA	4	*	*	*	*	13.4	19
			PO	5310-00-956-1310	WASHER, FLAT MS27183-4(96906)		EA	4	*	*	*	*	13.4	20
			PO		CONNECTOR, RECEPTACLE MS3102R16S-4S(96906)		EA	1	*	*	*	*	13.4	21
			X20	5935-00-184-7188	COVER, ELECTRICAL MS25043-16DA(96906)		EA	1	*	*	*	*	13.4	22
			PO		CONNECTOR, PLUG MS52131-1(96906)		EA	1	*	*	*	*	13.4	23
			PO	5340-01-059-0114	CAP, PROTECTIVE 11675004(19207)		EA	1	*	*	*	*	13.4	24
			PO	5305-00-269-3233	SCREW, CAP, HEXAGON MS90727-57(96906)		EA	2	*	*	*	*	13.4	25
			PO		WASHER, LOCK-SPRING MS35338-46(96906)		EA	2	*	*	*	*	13.4	26
			0		LEAD, ELECTRICAL 13217E7141-1(97403)		EA	1	*	*	*	*	13.4	27

TM5-4930-227-24P			C4 (1)	(2)	(3)	(4)	(5)	(6)				(7)		
PAGE	LINE	ACTION	SMR CODE	FEDERAL STOCK NO	DESCRIPTION REFERENCE NO & MFR CODE	USABLE ON CODE	UNIT OF ISSUE	QTY INC IN UNIT	15 DAY ORGANIZATIONAL MAINT. ALLOWANCE	(A)	(B)	(C)	(D)	ILLUSTRATIONS (A) FIGURE (B) ITEM
									1-5	6-20	21-50	51-100		
			O		WIRE,ELECTRICAL TYPE E-16(81349) MAKE FROM M16878/16BJE9,3 IN. REQUIRED		IN	3	*	*	*	*		13.4 28
			PO	5940-00-283-5281	TERMINAL,LUG MS25036-109(96906)		EA	1	*	*	*	*		13.4 29
			O	6150-01-253-8746	LEAD,ELECTRICAL 13217E7141-2(97403)		EA	1	*	*	*	*		13.4 30
			O		WIRE,ELECTRICAL TYPE E-16(81349) MAKE FROM M16878/16BJE9,6 IN. REQUIRED		IN	1	*	*	*	*		13.4 31
			PO	5940-00-143-4780	TERMINAL LUG MS25036-108(96906)		EA	2	*	*	*	*		13.4 32
			O		LEAD,ELECTRICAL 13217E7141-5(97403)		EA	1	*	*	*	*		13.4 33
			O		WIRE,ELECTRICAL TYPE E-8(81349) MAKE FROM M16878/15BNL9,6 IN. REQUIRED		IN	6	*	*	*	*		13.4 34
			PO	5940-00-114-1306	TERMINAL LUG MS25036-117(96906)		EA	3	*	*	*	*		13.4 35
			PO	5940-00-114-1305	TERMINAL LUG MS25036-11(96906)		EA	2	*	*	*	*		13.4 36
			O		LEAD,ELECTRICAL 13217E7141-6(97403)		EA	1	*	*	*	*		13.4 37
			O		WIRE,ELECTRICAL TYPE EE-16(81349) MAKE FROM M16878/15BJE9,6 IN. REQUIRED		IN	1	*	*	*	*		13.4 38

PAGE	LINE	ACTION	C4 (1)	(2)	(3)	(4)	(5)	(6)				(7)		
			SMR CODE	FEDERAL STOCK NO	DESCRIPTION REFERENCE NO & MFR CODE	USABLE ON CODE	UNIT OF ISSUE	QTY INC IN UNIT	15 DAY ORGANIZATIONAL MAINT. ALLOWANCE	(A) 1-5	(B) 6-20	(C) 21-50	(D) 51-100	ILLUSTRATIONS (A) FIGURE NO
			O	5940-00-557-4345	TERMINAL LUG MS25036-118(96906)		EA	1	*	*	*	*	13.4	47
			O	5940-00-114-1305	TERMINAL LUG MS25036-116(96906)		EA	1	*	*	*	*	13.4	48
			X20		FITTING MS286755B(81349)		EA	2	*	*	*	*	13.4	49
			X20		JUNCTION BOX 13217E7132(97403)		EA	1	*	*	*	*	13.4	50
			O	4730-00-649-9100	CAP, QUICK DISCONNECT MS27028-11(96906)		EA	1	*	*	*	*	13.5	1
			O	5330-00-612-2414	GASKET MS27030-6(96906)		EA	1	*	*	*	*	13.5	2
			O	4730-00-938-7997	COUPLING HALF, QUICK PRIMING PORT MS27022-11(96906)		EA	1	*	*	*	*	13.5	3
			O	4730-00-721-9639	COUPLING HALF, QUICK DISCHARGE 13217E6306 (97403)		EA	1	*	*	*	*	13.5	4
			O		COUPLING HALF, SUCTION 13217E7129 (94703)		EA	1	*	*	*	*	13.5	5
			O		PIPE, PLUG ANS-B16-14(80204)		EA	1	*	*	*	*	13.5	7
			PO	5310-00-880-7746	NUT, PLAIN, HEXAGON MS51968-5(96906)		EA	3	*	*	*	*	13.5	8
			X20	4730-00-991-6516	FLANGE, PIPE 13200E8814(97403)		EA	1	*	*	*	*	13.5	9
			PO	4820-00-991-6517	FLAPPER, FOOT VALVE 13200E8810(97403)		EA	1	*	*	*	*	13.5	10
			PO	5305-00-637-1119	SCREW, MACHINE MS35214-69(96906)		EA	1	*	*	*	*	13.5	11

PAGE	LINE	ACTION	C4 (1)	(2)	(3)	USABLE ON CODE	(4)	(5)	(6)				(7)	
			SMR CODE	FEDERAL STOCK NO	DESCRIPTION REFERENCE NO & MFR CODE		UNIT OF ISSUE	QTY INC IN UNIT	15 DAY ORGANIZATIONAL MAINT. ALLOWANCE	(A) 1-5	(B) 6-20	(C) 21-50	(D) 51-100	ILLUSTRATIONS (A) FIGURE NO
			X10		WEIGHT, CHECK VALVE 13200E8811(97403)		EA	1	*	*	*	*	13.5	12
			X10		WEIGHT, CHECK VALVE 13200E8812(97403)		EA	1	*	*	*	*	13.5	13
			PO	5330-00-792-6213	GASKET 13200E8813(97403)		EA	1	*	*	*	*	13.5	14
			PO	5310-00-732-0560	NUT, PLAIN, HEXAGON MS51864-14(96906)		EA	2	*	*	*	*	13.5	16
			PO	5310-00-809-5998	WASHER, FLAT MS27183-18(96906)		EA	2	*	*	*	*	13.5	17
			X20		VOLUTE, PUMP 13200E8809(97403)		EA	1	*	*	*	*	13.5	18
			PO	5330-00-263-8015	PACKING, PREFORMED MS29513-273(96906)		EA	1	*	*	*	*	13.5	19
			PO		BUSHING, PIPE ANS-B16-14(80204)		EA	1	*	*	*	*	13.5	34
			PO	4730-00-268-7479	BUSHING, PIPE		EA	1	*	*	*	*	13.5	39



PAGE	LINE	ACTION	SMR CODE	C4 (1) FEDERAL STOCK NO	(2) DESCRIPTION REF NO. & MFR CODE	(3)	USABLE ON CODE	(4) UNIT OF MEAS	(5) QTY INC IN UNIT	30 DAY DS MAINT			30 DAY GS MAINT			1 YR A/W PER 100 EQUIP CNTGY	ILLUSTRATION	
										ALLOWANCE (A)	(B)	(C)	ALLOWANCE (A)	(B)	(C)		(A)	(B)
					SECTION V. REPAIR PARTS FOR DS, GS, AND DEPOT MAINTENANCE													
					GROUP 13--PUMP ASSEMBLY													
36	16	ADD	PO		PUMP ASSY KIT,TANK 13226E2260(97403)			EA	1	*	*	*	*	*	*		13.2	1
			PO	4720-01-071-2871	HOSE ASSY 13218E0152-206(97403)			EA	1	*	*	*	*	*	*		13.2	2
			PO	5330-00-612-2414	GASKET MS270306(96906)			EA	2	*	*	*	*	*	*		13.2	3
			PO	4730-00-938-7997	COUPLING HALF,QUICK DISCONNECT MS27022-11			EA	2	*	*	*	*	*	*		13.2	4
			PO		TEE PINE M52618/1B09XA(81349)			EA	1	*	*	*	*	*	*		13.2	5
			PO		COUPLING, HALF 13217E7129(97403)			EA	1	*	*	*	*	*	*		13.2	6
			PO		HOSE ASSY 1318E0152-5(97403)			EA	1	*	*	*	*	*	*		13.2	7
			PO	5330-00-360-0595	GASKET MS27030-5(96906)			EA	1	*	*	*	*	*	*		13.2	8
			PO	4730-00-649-9100	CAP,QUICK DISCONNECT MS27028(96906)			EA	1	*	*	*	*	*	*		13.2	9
			PO	535-00-782-9489	SCREW,CAP,HEXAGON MS90728-66(96906)			EA	2	*	*	*	*	*	*		13.2	10

PAGE	LINE	ACTION	SMR CODE	FEDERAL STOCK NO	DESCRIPTION REF NO. & MFR CODE	USABLE ON CODE	(4) UNIT OF MEAS	(5) QTY INC IN UNIT	30 DAY DS MAINT ALLOWANCE			30 DAY GS MAINT ALLOWANCE			1 YR A/W PER 100 EQUIP CNTGY	ILLUSTRATION	
									(A) 1-20	(B) 21-50	(C) 51-100	(A) 1-20	(B) 21-50	(C) 51-100		(A) FIGURE NO	(B) ITEM NO
			PO	5310-00-627-6128	WASHER, LOCK MS35335-35(96906)		EA	2	*	*	*	*	*	*		13.2	11
	X20				PUMP ASSY		EA	2	*	*	*	*	*	*		13.2	12
	PO			535-00-253-5618	SCREW, DRIVE MS21318-27(96906)		EA	6	*	*	*	*	*	*		13.2	13
	X20				PLATE INSTRUCTION 1322B2262(97403)		EA	1	*	*	*	*	*	*		13.2	14
	PO			6150-01-191-9732	CABLE ASSY 13217E2964(97403)		EA	1	*	*	*	*	*	*		13.3	1
	PO			5935-01-241-9740	CONNECTOR PLUG ELECTRICAL MS345W16S-4P(96906)		EA	1	*	*	*	*	*	*		13.3	2
	X10				CABLE, ELECTRICAL J-C-30THW03CK 2/1 A (81348)		EA	1	*	*	*	*	*	*		13.3	3
	PO			6150-01-022-6004	CABLE ASSY 11682336-1(19207)		EA	1	*	*	*	*	*	*		13.3	4
	PO				CONNECTOR 11682338(19207)		EA	2	*	*	*	*	*	*		13.3	5
	PO			5305-00-958-0666	SCREW, MACHINE MS35226-50(96906)		EA	12	*	*	*	*	*	*		13.3	6
	X20				COVER 11682344(19207)		EA	2	*	*	*	*	*	*		13.3	7
	PO			5305-00-269-3234	SCREW, CAP, HEXAGON MS90727-58(96906)		EA	4	*	*	*	*	*	*		13.3	8
	PO				WASHER, LOCK MS35338-46(96906)		EA	4	*	*	*	*	*	*		13.3	9
	PO				CABLE, WIRE 11682337-1(19207)		EA	1	*	*	*	*	*	*		13.3	10

PAGE	LINE	ACTION	SMR CODE	C4 (1) FEDERAL STOCK NO	(2)	(3) DESCRIPTION REF NO. & MFR CODE	USABLE ON CODE	(4) UNIT OF MEAS	(5) QTY IN UNIT	30 DAY DS MAINT			30 DAY GS MAINT			1 YR A/W PER 100 EQUIP CNTGY	ILLUSTRATION	
										ALLOWANCE (A) 1-20	(B) 21-50	(C) 51-100	ALLOWANCE (A) 1-20	(B) 21-50	(C) 51-100		(A) FIGURE NO	(B) ITEM NO
	PO					ADAPTER,CONNECTOR 11677570(19207)		EA	1	*	*	*	*	*	*	13.3	11	
	X20					ELBOW,90 DEGREE 13217E7166(97403)		EA	1	*	*	*	*	*	*	13.3	12	
	PO			5310-00-732-0558		NUT,PLAIN,HEXAGON MS51967-8(96906)		EA	6	*	*	*	*	*	*	13.3	13	
	PO					WASHER,LOCK,SPRING MS35338-46(96906)		EA	6	*	*	*	*	*	*	13.3	14	
	PO			5310-00-080-6004		WASHER,FLAT MS27183-14(96906)		EA	6	*	*	*	*	*	*	13.3	15	
	PO			5305-00-821-3867		SCREW,CAP,HEXAGON MS90728-65(96906)		EA	2	*	*	*	*	*	*	13.3	16	
	X20					JUNCTION BOX ASSY 13227E6652(97403)		EA	1	*	*	*	*	*	*	13.3	17	
	X20					FITTING UNION 13217E7165-1(97403)		EA	2	*	*	*	*	*	*	13.3	18	
	PO					COVER,THREADED GUB0101(15235)		EA	1	*	*	*	*	*	*	13.4	1	
	PO			5330-01-019-8913		PACKING PREFORMED GASK95(15235)		EA	1	*	*	*	*	*	*	13.4	2	
	PO			5310-00-934-9751		NUT,PLAIN,HEXAGON MS35650-302(96906)		EA	2	*	*	*	*	*	*	13.4	3	
	PO			5310-00-576-5752		WASHER,LOCK MS35333-39(96906)		EA	9	*	*	*	*	*	*	13.4	4	
	PO			5310-00-014-5850		WASHER,LOCK MS27183-42(96906)		EA	9	*	*	*	*	*	*	13.4	5	

PAGE	LINE	ACTION	SMR CODE	FEDERAL STOCK NO	DESCRIPTION REF NO. & MFR CODE	USABLE ON CODE	(4) UNIT OF MEAS	(5) QTY IN UNIT	30 DAY DS MAINT ALLOWANCE			30 DAY GS MAINT ALLOWANCE			1 YR A/W PER 100 EQUIP CNTGY	ILLUSTRATION	
									(A) 1-20	(B) 21-50	(C) 51-100	(A) 1-20	(B) 21-50	(C) 51-100		(A) FIGURE NO	(B) ITEM NO
			PO	5305-00-989-7435	SCREW, MACHINE MS35207-264(96906)		EA	9	*	*	*	*	*	*		13.4	6
			PO	5945-01-219-6786	RELAY, SPST, K1 13217E7154(97403)		EA	1	*	*	*	*	*	*		13.4	7
			PO	5310-00-723-2737	NUT, PLAIN, HEXAGON M35690-524(96906)		EA	4	*	*	*	*	*	*		13.4	8
			PO	5310-00-974-6623	WASHER, LOCK MS35338-140(96906)		EA	4	*	*	*	*	*	*		13.4	9
			PO	5310-00-934-9765	NUT, PLAIN, HEXAGON MS35650-304(96906)		EA	4	*	*	*	*	*	*		13.4	10
			PO	5310-00-933-8120	WASHER, LOCK MS35338-138(96906)		EA	2	*	*	*	*	*	*		13.4	11
			PO		FILTER, RF 13217E7174(97403)		EA	1	*	*	*	*	*	*		13.4	12
			PO	5310-00-997-1888	NUT, PLAIN, HEXAGON MS35649-2252(96906)		EA	4	*	*	*	*	*	*		13.4	13
			PO	5310-00-582-5965	WASHER, LOCK MS35338-44(96906)		EA	4	*	*	*	*	*	*		13.4	14
			PO	5310-00-934-9757	NUT, PLAIN, HEXAGON MS35649-282(96906)		EA	2	*	*	*	*	*	*		13.4	15
			PO	5310-00-045-3299	WASHER, LOCK MS35328-42(96906)		EA	2	*	*	*	*	*	*		13.4	16
			X20		BRACKET, MOUNTING 13227E9783(97403)		EA	1	*	*	*	*	*	*		13.4	17

PAGE	LINE	ACTION	SMR CODE	C4 (1) FEDERAL STOCK NO	(2) DESCRIPTION REF NO. & MFR CODE	(3) USABLE ON CODE	(4) UNIT OF MEAS	(5) QTY IN UNIT	30 DAY DS MAINT			30 DAY GS MAINT			1 YR A/W PER 100 EQUIP CNTGY	ILLUSTRATION	
									ALLOWANCE (A) 1-20	ALLOWANCE (B) 21-50	ALLOWANCE (C) 51-100	ALLOWANCE (A) 1-20	ALLOWANCE (B) 21-50	ALLOWANCE (C) 51-100		(A) FIGURE NO	(B) ITEM NO
			PO	5305-00-983-6730	SCREW, MACHINE MS35206-218(96906)	EA	4	*	*	*	*	*	*		13.4	18	
			PO	5310-00-193-7577	WASHER, LOCK MS35333-36(96906)	EA	4	*	*	*	*	*	*		13.4	19	
			PO	5310-00-956-1310	WASHER, FLAT MS271834(96906)	EA	4	*	*	*	*	*	*		13.4	20	
			PO		CONNECTOR, RECEPTACLE MS3102R16S-4S(96906)	EA	1	*	*	*	*	*	*		13.4	21	
	X20			5935-00-184-7188	COVER, ELECTRICAL MS25043-16DA(96906)	EA	1	*	*	*	*	*	*		13.4	22	
			PO		CONNECTOR PLUG MS52131-1(96906)	EA	1	*	*	*	*	*	*		13.4	23	
			PO	5340-01-059-0114	CAP, PROTECTIVE 11675004(19207)	EA	1	*	*	*	*	*	*		13.4	24	
			PO	5305-00-269-3233	SCREW, CAP, HEXAGON MS90727-57(96906)	EA	2	*	*	*	*	*	*		13.4	25	
			PO		WASHER, LOCK-SPRING MS35338-46(96906)	EA	2	*	*	*	*	*	*		13.4	26	
			O		LEAD, ELECTRICAL 13217E7141-1(97403)	EA	1	*	*	*	*	*	*		13.4	27	
			O		WIRE, ELECTRICAL TYPE E-16(81349) MAKE FROM 16878/16BJE9, 3 IN. REQUIRED	IN	3	*	*	*	*	*	*		13.4	28	

PAGE	LINE	ACTION	C4 (1) SMR CODE	(2) FEDERAL STOCK NO	(3) DESCRIPTION REF NO. & MFR CODE	USABLE ON CODE	(4) UNIT OF MEAS	(5) QTY IN UNIT	30 DAY DS MAINT			30 DAY GS MAINT			1 YR A/W PER 100 EQUIP CNTRY	ILLUSTRATION	
									(A) 1-20	(B) 21-50	(C) 51-100	(A) 1-20	(B) 21-50	(C) 51-100		(A) FIGURE NO	(B) ITEM NO
	PO		5940-00-283-5281		TERMINAL LUG MS25036-109(96906)	EA	1	*	*	*	*	*	*		13.4	29	
	O		6150-01-253-8746		LEAD, ELECTRICAL 13217E7141-2(97403)	EA	1	*	*	*	*	*	*		13.4	30	
	O				WIRE, ELECTRICAL TYPE E-16(81349) MAKE FROM M16878/168JE9, 6 IN. REQUIRED	IN	1	*	*	*	*	*	*		13.4	31	
	PO		5940-00-143-4780		TERMINAL, LUG MS25036-108(96906)	EA	2	*	*	*	*	*	*		13.4	32	
	O				LEAD, ELECTRICAL 13217E7141-5(97403)	EA	1	*	*	*	*	*	*		13.4	33	
	O				WIRE, ELECTRICAL TYPE EE-8(81349) MAKE FROM M16878/15ENL9, 6 IN. REQUIRED	IN	6	*	*	*	*	*	*		13.4	34	
	PO		5940-00-114-1306		TERMINAL, LUG MS25036-117(96906)	EA	3	*	*	*	*	*	*		13.4	35	
	PO		5940-00-114-1305		TERMINAL, LUG MS25036-116(96906)	EA	2	*	*	*	*	*	*		13.4	36	
	O				LEAD, ELECTRICAL 13217E7141-6(97403)	EA	1	*	*	*	*	*	*		13.4	37	
	O				WIRE, ELECTRICAL TYPE EE-16(81349) MAKE FROM M16878/158JE9, 6 IN. REQUIRED	IN	1	*	*	*	*	*	*		13.4	38	

PAGE	LINE	ACTION	SMR CODE	C4 (1)	(2)	(3)	USABLE ON CODE	(4)	(5)	30 DAY DS MAINT			30 DAY GS MAINT			1 YR A/W PER 100 EQUIP CNVGY	ILLUSTRATION	
										UNIT OF MEAS	QTY INC IN UNIT	ALLOWANCE (A)	ALLOWANCE (B)	ALLOWANCE (C)	ALLOWANCE (A)		ALLOWANCE (B)	ALLOWANCE (C)
			O		5940-00-143-4780	TERMINAL, LUG MS25036-108(96906)	EA	1	*	*	*	*	*	*		13.4	39	
			PO		5940-00-143-4774	TERMINAL, LUG MS25036-153	EA	1	*	*	*	*	*	*		13.4	40	
			O		6150-01-214-5512	LEAD, ELECTRICAL 13217E7141-3(97403)	EA	1	*	*	*	*	*	*		13.4	41	
			O			WIRE, ELECTRICAL TYPE E-8(81349) MAKE FROM M16878/15BNL9, 6 IN. REQUIRED	IN	1	*	*	*	*	*	*		13.4	42	
			PO		5940-00-557-4345	TERMINAL, LUG MS25036-118(96906)	EA	2	*	*	*	*	*	*		13.4	43	
			PO		5940-00-114-1306	TERMINAL, LUG MS25036-117(96906)	EA	2	*	*	*	*	*	*		13.4	44	
			O			LEAD, ELECTRICAL 13217E7141-4(97403)	EA	1	*	*	*	*	*	*		13.4	45	
			O			WIRE, ELECTRICAL TYPE E-8(81349) MAKE FROM M16878/15BN49, 6 IN. REQUIRED	EA	6	*	*	*	*	*	*		13.4	46	
			O		5940-00-557-4345	TERMINAL, LUG MS25036-118(96906)	EA	1	*	*	*	*	*	*		13.4	47	
			O		5940-00-114-1305	TERMINAL, LUG MS25036-116(96906)	EA	1	*	*	*	*	*	*		13.4	48	
			X20			FITTING MS286755B(81349)	EA	2	*	*	*	*	*	*		13.4	49	
			X20			JUNCTION BOX 13217E7132(97403)	EA	1	*	*	*	*	*	*		13.4	50	

PAGE	LINE	ACTION	C4 (1) SMR CODE	(2) FEDERAL STOCK NO	(3) DESCRIPTION REF NO. & MFR CODE	USABLE ON CODE	(4) UNIT OF MEAS	(5) QTY INC IN UNIT	30 DAY DS MAINT			30 DAY GS MAINT			1 YR A/W PER 100 EQUIP CNTRY	ILLUSTRATION	
									ALLOWANCE (A) 1-20	ALLOWANCE (B) 21-50	ALLOWANCE (C) 51-100	ALLOWANCE (A) 1-20	ALLOWANCE (B) 21-50	ALLOWANCE (C) 51-100		FIGURE NO	ITEM NO
			O	4730-00-649-9100	CAP,QUICK DISCONNECT MS27028-11 (96906)		EA	1	*	*	*	*	*	*		13.5	1
			O	5330-00-612-2414	GASKET MS27030-6 (96906)		EA	1	*	*	*	*	*	*		13.5	2
			O	4730-00-938-7997	COUPLING HALF,QUICK PRIM ING PORT MS27022-11 (96906)		EA	1	*	*	*	*	*	*		13.5	3
			O	4730-00-721-9639	COUPLING HALF, QUICK DISCHARGE 1217E6306 (94703)		EA	1	*	*	*	*	*	*		13.5	4
			O		COUPLING HALF, SUCTION 13217E7129 (94703)		EA	1	*	*	*	*	*	*		13.5	5
			F		PUMP ASSY 13217E7170 (97403)		EA	1	*	*	*	*	*	*		13.5	6
			O		PIPE, PLUG ANS-B16-14 (80204)		EA	1	*	*	*	*	*	*		13.5	7
			PO	5310-00-880-7746	NUT, PLAIN, HEXAGON MS51968-5 (96906)		EA	3	*	*	*	*	*	*		13.5	8
			X20	4730-00-991-6516	FLANGE, PIPE 13200E8814 (97403)		EA	1	*	*	*	*	*	*		13.5	9
			PO	4820-00-991-6517	FLAPPER, FOOT VALVE 13200E8810 (97403)		EA	1	*	*	*	*	*	*		13.5	10
			PO	5305-00-637-1119	SCREW, MACHINE MS35214-69 (96906)		EA	1	*	*	*	*	*	*		13.5	11
			X10		WEIGHT, CHECK VALVE 13200E8811 (97403)		EA	1	*	*	*	*	*	*		13.5	12
			X10		WEIGHT, CHECK VALVE 13200E8812 (97403)		EA	1	*	*	*	*	*	*		13.5	13



PAGE	LINE	ACTION	SMR CODE	C4 (1)	(2)	FEDERAL STOCK NO	(3)	DESCRIPTION REF NO. & MFR CODE	USABLE ON CODE	(4)	UNIT OF MEAS	(5)	30 DAY DS MAINT			30 DAY GS MAINT			1 YR A/W PER 100 EQUIP CNVGY	ILLUSTRATION	
													ALLOWANCE (A)	(B)	(C)	ALLOWANCE (A)	(B)	(C)		(A)	(B)
	PO				5330-00-792-6213			GASKET 13200E8813(97403)		EA	1	*	*	*	*	*	*		13.5	14	
	F				5307-01-013-7888			STUD MS51864103-18(96906)		EA	3	*	*	*	*	*	*		13.5	15	
	PO				5310-00-732-0560			NUT, PLAIN, HEXAGON MS51864-14(96906)		EA	2	*	*	*	*	*	*		13.5	16	
	PO				5310-00-809-5998			WASHER, FLAT MS27183-18(96906)		EA	2	*	*	*	*	*	*		13.5	17	
	X20							VOLUTE, PUMP 13200E8809(97403)		EA	1	*	*	*	*	*	*		13.5	18	
	PO				5330-00-263-8015			PACKING PREFORMED MS29513-273(96906)		EA	1	*	*	*	*	*	*		13.5	19	
	F				5307-01-016-4423			STUD, PLAIN MS51864-106-20(96906)		EA	2	*	*	*	*	*	*		13.5	20	
	F				5306-00-225-9098			BOLT, MACHINE MS90726-43(96906)		EA	1	*	*	*	*	*	*		13.5	21	
	F				5330-00-712-7730			RETAINER, PACKING 13200E8802(97403)		EA	1	*	*	*	*	*	*		13.5	22	
	X2F							IMPELLER 13217E7167(97403)		EA	1	*	*	*	*	*	*		13.5	23	
	F				5365-00-712-5972			SHIM 13200E8807-1(97403)		EA	V	*	*	*	*	*	*		13.5	24	
	F				5310-00-712-7731			WASHER 13200E8807-2(97403)		EA	V	*	*	*	*	*	*		13.5	25	
	F				5305-00-052-5925			SCREW, MACHINE MS35198-73(96906)		EA	2	*	*	*	*	*	*		13.5	26	
	F							PLATE, W 13217E7168(96906)		EA	1	*	*	*	*	*	*		13.5	27	

PAGE	LINE	ACTION	SMR CODE	FEDERAL STOCK NO	DESCRIPTION REF NO. & MFR CODE	USABLE ON CODE	UNIT OF MEAS	QTY INC IN UNIT	30 DAY DS MAINT			30 DAY GS MAINT			1 YR A/W PER 100 EQUIP CNTGY	ILLUSTRATION	
									ALLOWANCE (A) 1-20	(B) 21-50	(C) 51-100	ALLOWANCE (A) 1-20	(B) 21-50	(C) 51-100		(A) FIGURE NO	(B) ITEM NO
	F			5330-00-551-3963	PACKING, PREFORMED MS29513-253(96906)		EA	1	*	*	*	*	*	*		13.5	28
	F				SEAL, SHAFT 13200E8806(97403)		EA	1	*	*	*	*	*	*		13.5	29
	F				SHAFT, SHOULDERED 13200E8004(97403) PART OF KIT, P/N 786785A		EA	1	*	*	*	*	*	*		13.5	30
	F			5315-00-043-1787	KEY, WOODRUFF MS35756-34(96906)		EA	1	*	*	*	*	*	*		13.5	31
	F				SCREW, CAP, SOCKET HEAD 13200E8861(97403)		EA	1	*	*	*	*	*	*		13.5	32
	X2F				BODY, PUMP 13200E8803(97403)		EA	1	*	*	*	*	*	*		13.5	33
	PO				BUSHING, PIPE ANS-B16-14(80204)		EA	1	*	*	*	*	*	*		13.5	34
	F			5340-01-030-6854	INSERT, SCREW, THREAD MS122121(96906)		EA	2	*	*	*	*	*	*		13.5	35
	F			5340-00-290-4504	INSERT, SCREW, THREAD MS122125(96906)		EA	2	*	*	*	*	*	*		13.5	36
	F			5340-00-290-4521	INSERT, SCREW, THREAD MS122122(96906)		EA	3	*	*	*	*	*	*		13.5	37
	X14				CASE, PUMP ASTM26(356-T7)		EA	2	*	*	*	*	*	*		13.5	38
	PO			4730-00-268-7419	BUSHING, PIPE		EA	1	*	*	*	*	*	*		13.5	39
	PF			4930-01-220-2065	KIT, REPAIR PUMP 786785A(05787) RETAINER PACKING (1) 13.5-22 PACKING, PREFORMED(1) 13.5-28 SEAL SHAFT(1)13.5-29 SCREW, CAP(4)13.5-32		EA	1	*	*	*	*	*	*		13.5	

PAGE	LINE	ACTION	SMR CODE	C4 (1) FEDERAL STOCK NO	(2) DESCRIPTION REF NO. & MFR CODE	(3) DESCRIPTION REF NO. & MFR CODE	USABLE ON CODE	(4) UNIT OF MEAS	(5) QTY INC IN UNIT	30 DAY DS MAINT ALLOWANCE			30 DAY GS MAINT ALLOWANCE			1 YR A/W PER 100 EQUIP CNVGY	ILLUSTRATION	
										(A) 1-20	(B) 21-50	(C) 51-100	(A) 1-20	(B) 21-50	(C) 51-100		(A) FIGURE NO	(B) ITEM NO
			PF	5310-00-880-7744	NUT, PLAIN, HEXAGON MS51967-5 (96906)		EA	4	*	*	*	*	*	*		13.6	1	
			PF	5310-00-407-9566	WASHER, LOCK MS35338-45 (96906)		EA	4	*	*	*	*	*	*		13.6	2	
			PF	5310-00-081-4219	WASHER, FLAT MS27183-12 (96906)		EA	4	*	*	*	*	*	*		13.6	3	
			PF	5306-00-225-8503	BOLT, MACHINE MS90725-39 (96906)		EA	4	*	*	*	*	*	*		13.6	4	
			X2F		SPACER, MOTOR 13222E9858 (97403)		EA	2	*	*	*	*	*	*		13.6	5	
			PF	5940-00-557-1629	TERMINAL, LUG MS25036-149 (96906)		EA	2	*	*	*	*	*	*		13.6	6	
			PF	5940-00-143-4777	TERMINAL, LUG MS25036-157 (96906)		EA	4	*	*	*	*	*	*		13.6	7	
			PF	6105-01-139-3183	MOTOR, DIRECT CURRENT 13217E7131 (97403)		EA	1	*	*	*	*	*	*		13.6	8	
			PF	5310-00-732-0558	NUT, PLAIN MS51967-8 (96906)		EA	4	*	*	*	*	*	*		13.6	9	
			PF		WASHER, LOCK-SPRING MS3538-46 (96906)		EA	4	*	*	*	*	*	*		13.6	10	
			PF	5310-00-080-6004	WASHER, FLAT MS27183-14 (96906)		EA	4	*	*	*	*	*	*		13.6	11	
			PF	5305-00-543-2419	SCREW, CAP, HEXAGON MS90728-61 (96906)		EA	4	*	*	*	*	*	*		13.6	12	
			X2F		BRACKET, MOTOR MOUNT 13217E7136 (97403)		EA	2	*	*	*	*	*	*		13.6	13	

PAGE	LINE	ACTION	SMR CODE	FEDERAL STOCK NO	DESCRIPTION REF NO. & MFR CODE	USABLE ON CODE	(4) UNIT OF MEAS	(5) QTY IN UNIT	30 DAY DS MAINT ALLOWANCE			30 DAY GS MAINT ALLOWANCE			1 YR A/W PER 100 EQUIP CNTRY	ILLUSTRATION	
									(A) 1-20	(B) 21-50	(C) 51-100	(A) 1-20	(B) 21-50	(C) 51-100		(A) FIGURE NO	(B) ITEM NO
			PF	5320-00-582-3276	RIVET, BLIND MS20600AD6W4 (96906)	EA	4	*	*	*	*	*	*		13.6	14	
			X2F		PLATE, IDENTIFICATION 13217E713(97403)	EA	1	*	*	*	*	*	*		13.6	15	
			X2F	4320-01-011-5037	BASE, PUMP ENGINE 13217E7121(97403)	EA	1	*	*	*	*	*	*		13.6	16	

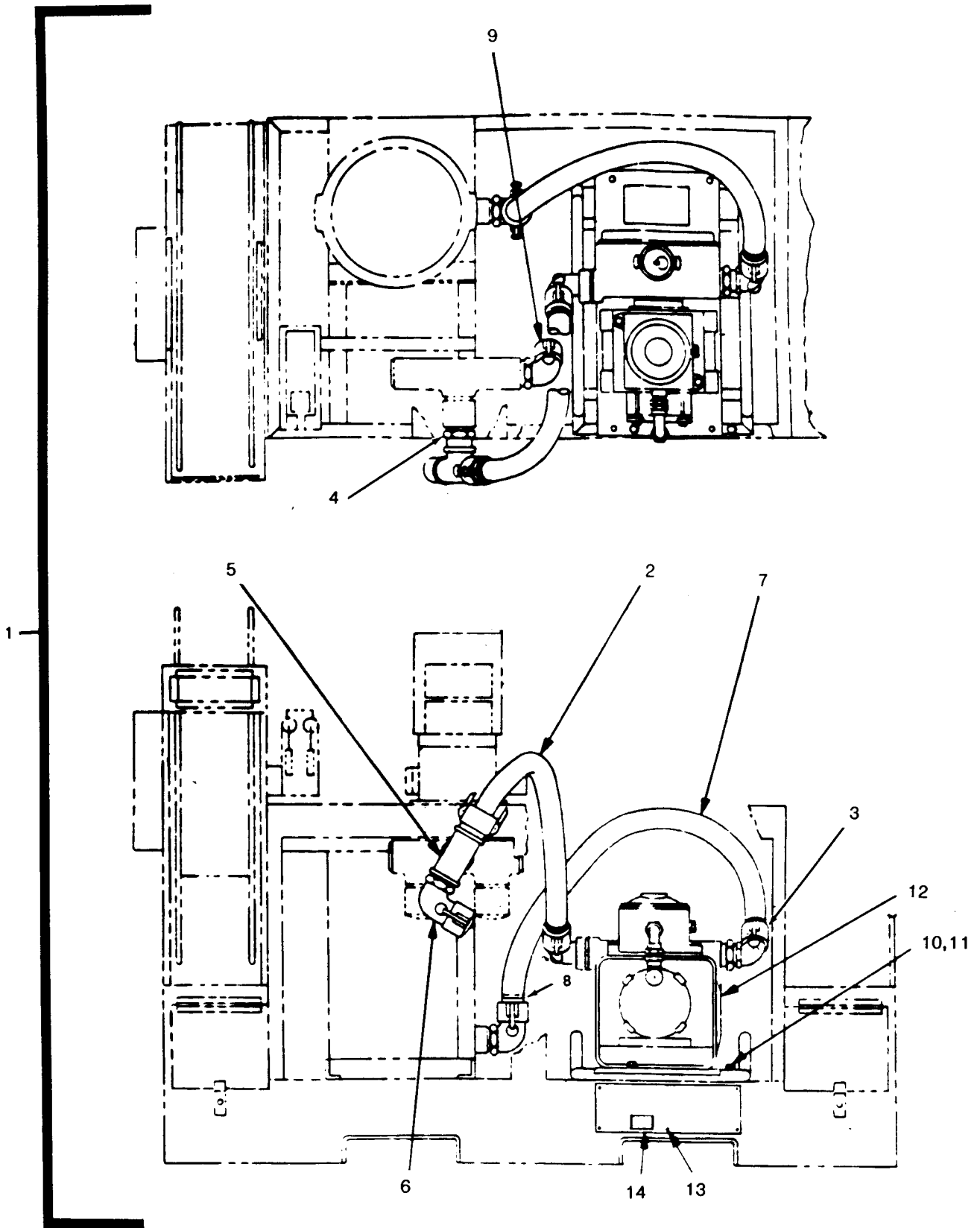


Figure 13.2 Pump Assembly Kit (Electric Motor Driven).

C4

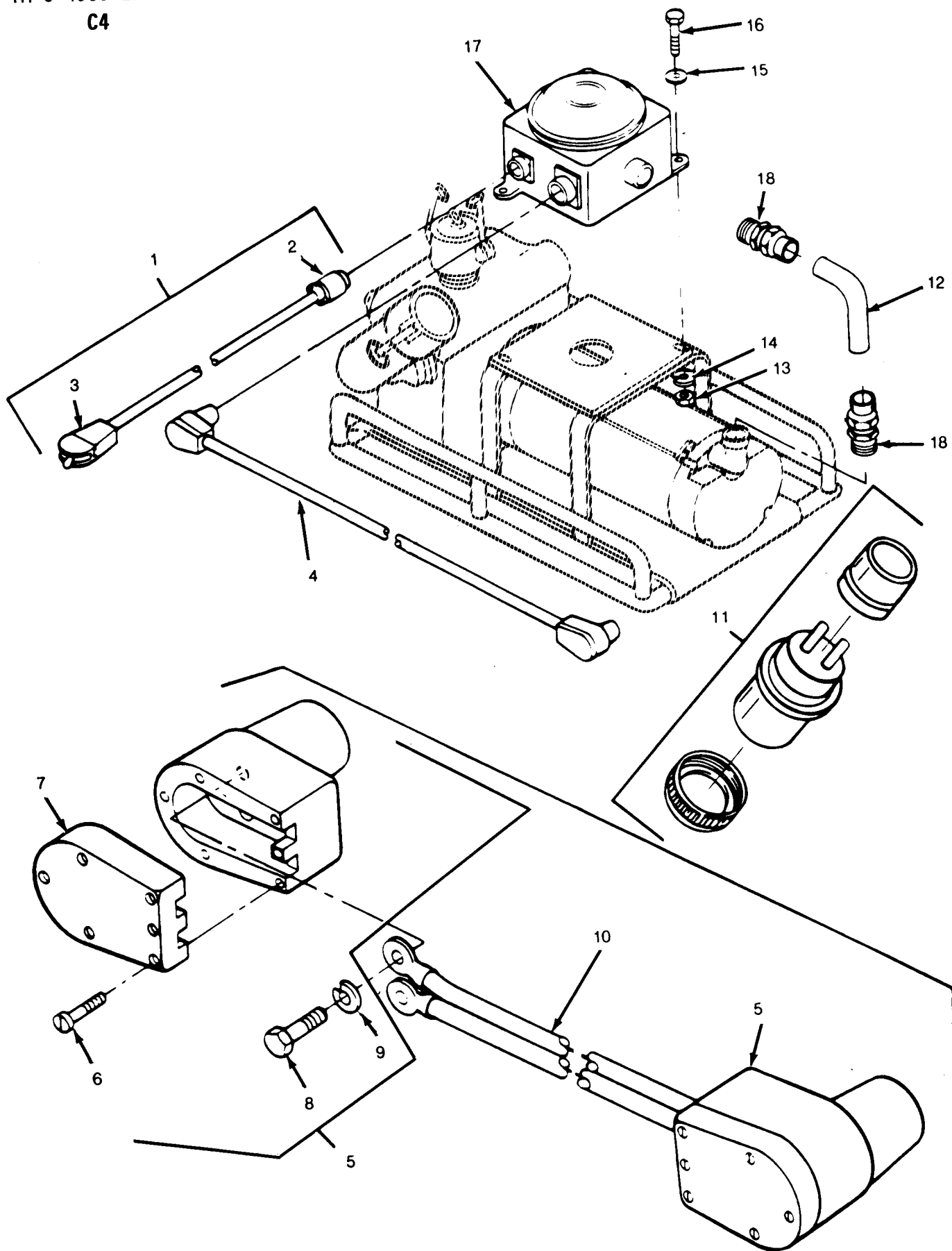


Figure 13.3 Electrical Accessories.

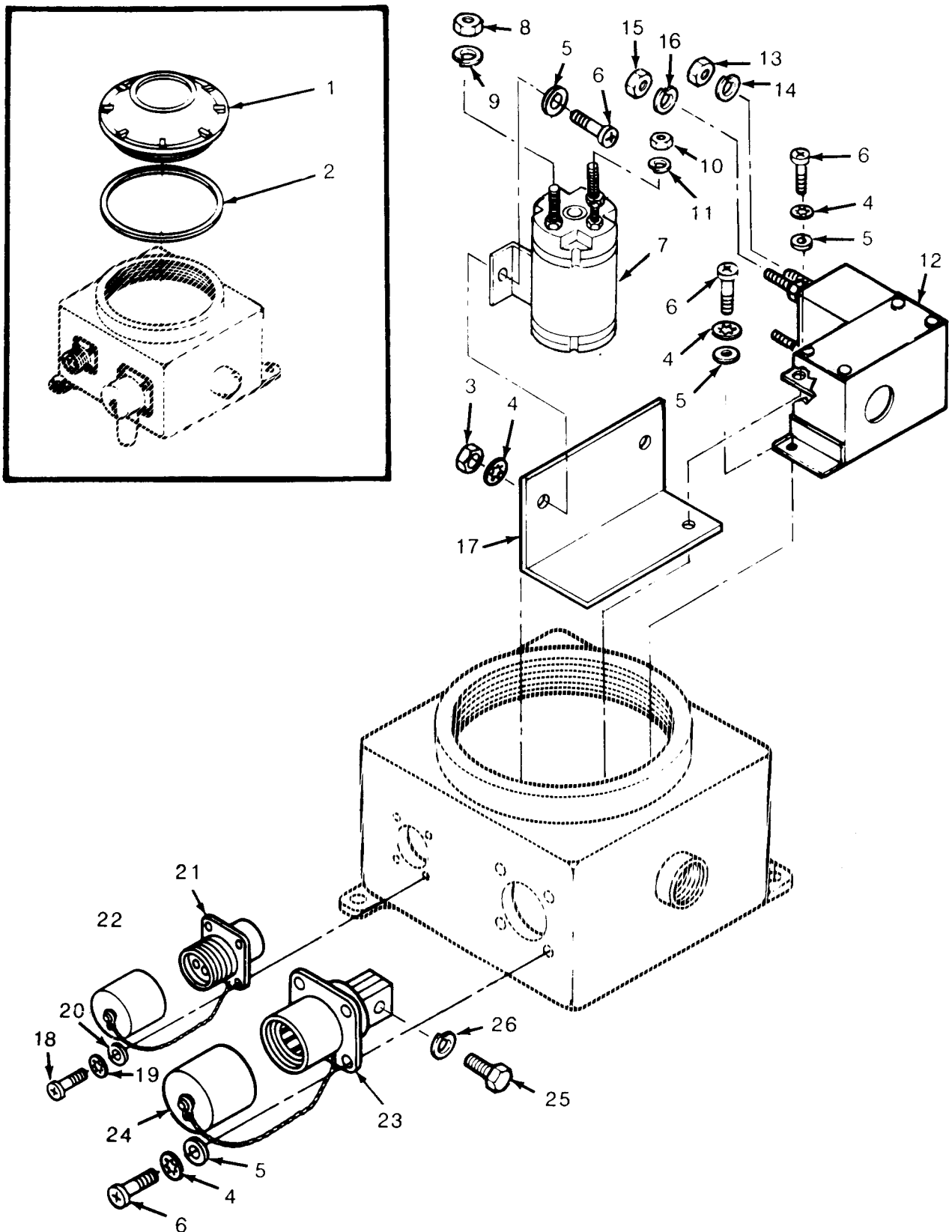


Figure 13.4 Junction Box Assembly (Sheet 1 of 2).

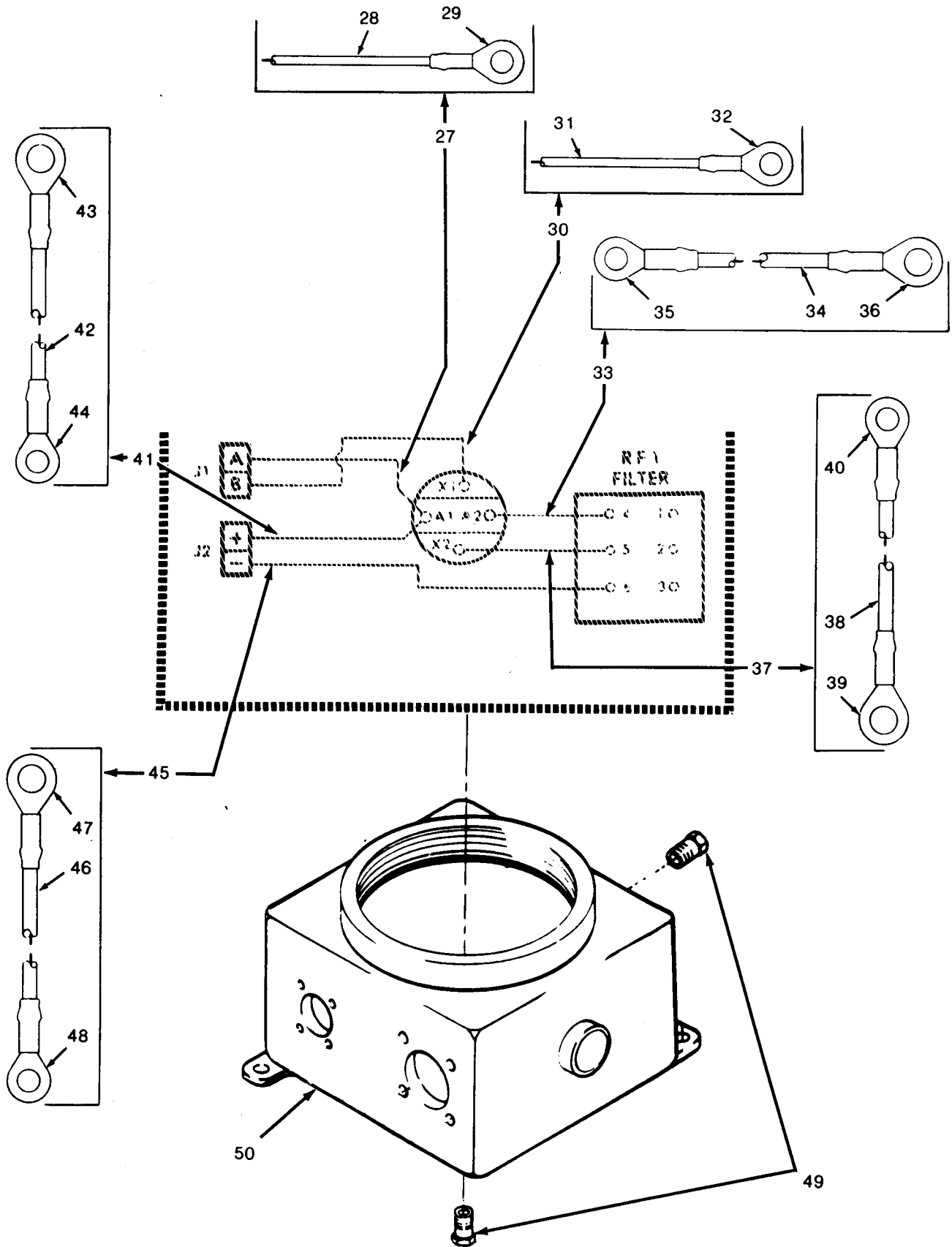


Figure 13.4 Junction Box Assembly (Sheet 2 of 2).



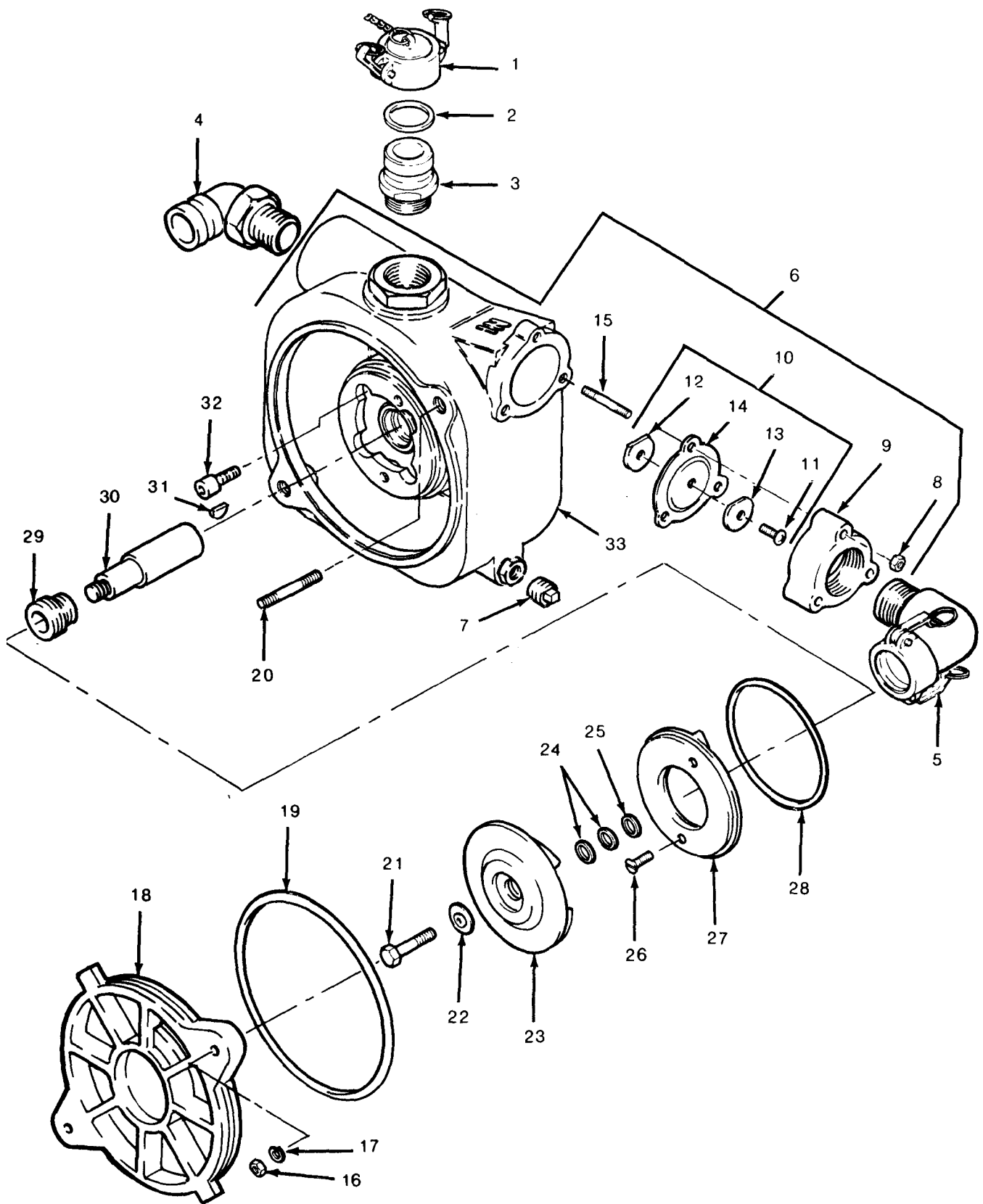


Figure 13.5 Pump Assembly (Sheet 1 of 2).

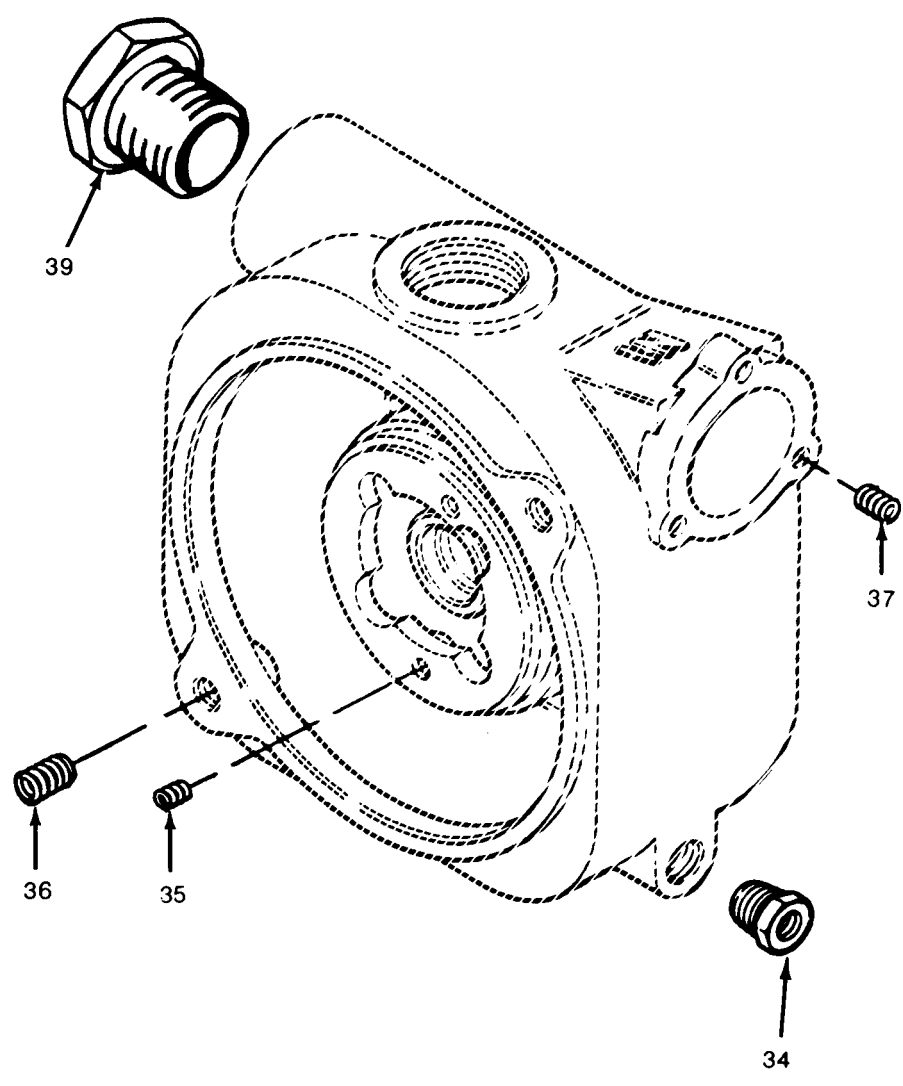


Figure 13.5 Pump Assembly (Sheet 2 of 2).

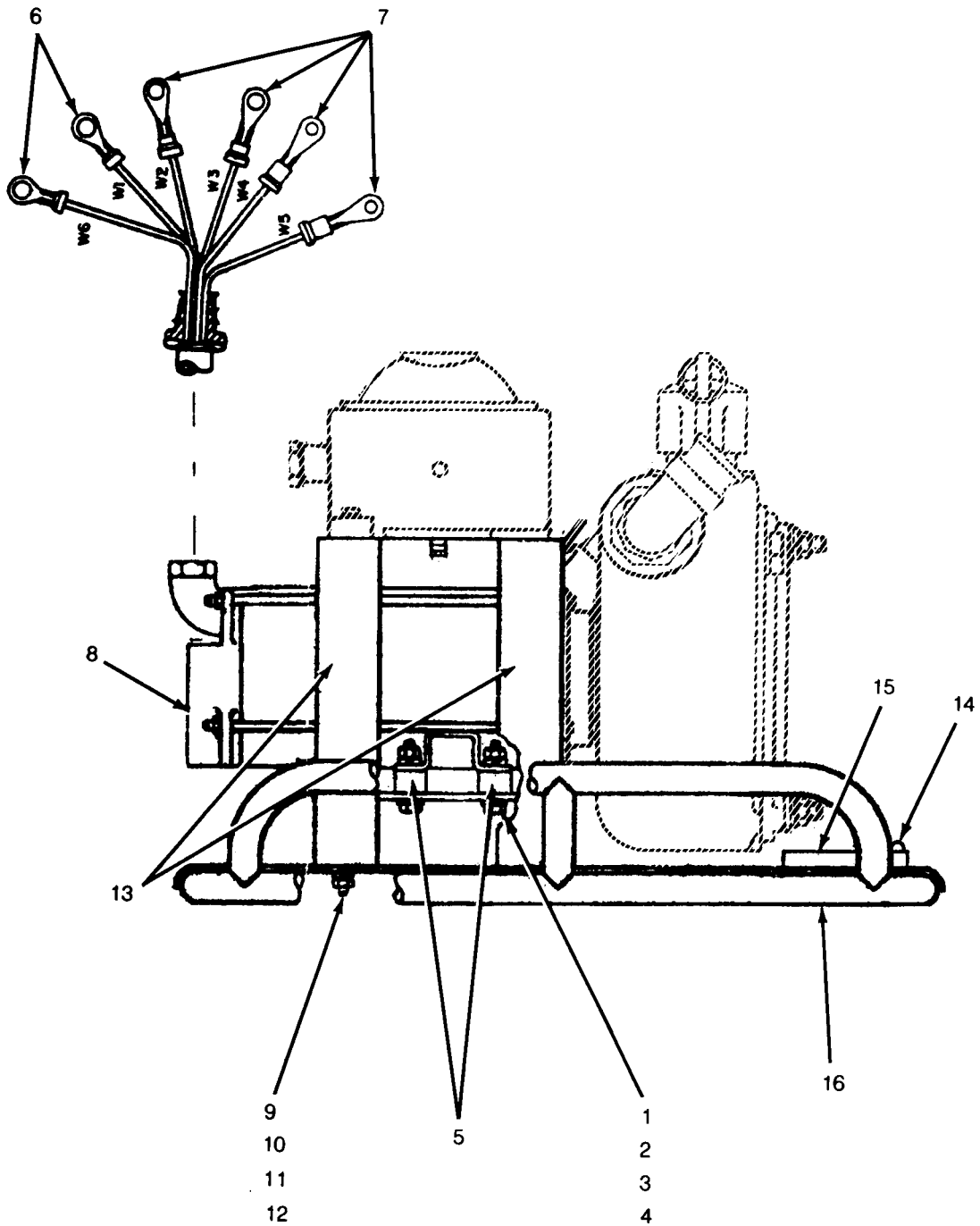


Figure 13.6 Motor and Base Assembly.

By Order of the Secretary of the Army:

**CARL E. VUONO**  
*General, United States Army*  
*Chief of Staff*

Official:

**WILLIAM J. MEEHAN, II**  
*Brigadier General, United States Army*  
*The Adjutant General*

**DISTRIBUTION:**

To be distributed in accordance with DA Form 12-25A, Unit and Direct Support and General Support Maintenance requirements for Tank and Pump Unit, Liquid Dispensing, Truck Mounted, (2000).

Change }  
No. 3 }

HEADQUARTERS  
DEPARTMENT OF THE ARMY  
Washington, D.C., 21 March 1988

**Organizational, Direct and General Support Maintenance  
Repair Parts and Special Tools List  
TANK AND PUMP UNIT, LIQUID DISPENSING  
FOR TRUCK MOUNTING  
(HIGHLAND INDUSTRIES MODEL 2000) FSN 4930-877-8678**

Current as of 1 July 1987

TM 5-4930-227-24P, 6 April 1970, is changed as follows:

Page viii, paragraph 8, change "Attn AMSTS-MPP St. Louis, MO 63120" to read "ATTN: AMSTR-MCTS, 4300 Goodfellow Blvd., St. Louis, MO 63120-1798."

Page 10, add item "9A" following item 9 in (b) ITEM No. column on line 20.

Page 10, add "12" following the figure number 12 in (a) FIG. No. column on line 20.

Page 10, add "EA" following line 20 in "(4), UNIT OF MEASURE" column.

Page 10, add "OUTLET, CABLE, AX2474 (82796)" following line 20 in "(3) DESCRIPTION" column.

Page 10, add "2920-00-939-9834" following line 20 in "(2) FEDERAL STOCK NUMBER" column.

Page 33, item 12, column 2. Change "4730-246-9212" to "4730-00-246-9219".

Page 58, "Figure No. 12. Magneto" annotate to show cable outlet and add arrow and item "9A" callout.

Page 67, line 37, "STOCK NUMBER" column. Change "4730-246-9212" to "4730-00-246-9219".

Page 67, add "2920-939-9834" following line 74 in left side "STOCK NUMBER" column.

Page 67, add "12" following line 74 in left side "FIG. NO." column.

Page 67, add "9A" following line 74 in left side "ITEM NO." column.

Page 70, add "AX2474" following line 10 in "REFERENCE NO." column.

Page 70, add "82796" following line 10 in "MFG CODE" column.

Page 70, add "12" following line 10 in "FIG. NO." column.

Page 70, add "9A" following line 10 in "ITEM NO." column.

**By Order of the Secretary of the Army:**

**CARL E. VUONO**  
*General, United States Army*  
*Chief of Staff*

**Official:**

**R. L. DILWORTH**  
*Brigadier General, United States Army*  
*The Adjutant General*

**DISTRIBUTION:**

To be distributed in accordance with DA Form 12-25A, Unit, Direct Support and General Support Maintenance requirements for Tank and Pump Unit, Liquid Dispensing, Truck Mounted (2000).



Change }  
No. 2 }

HEADQUARTERS  
DEPARTMENT OF THE ARMY  
Washington, D.C. 5 December 1973

**Organizational, Direct and General Support Maintenance  
Repair Parts and Special Tools List  
TANK AND PUMP UNIT, LIQUID DISPENSING  
FOR TRUCK MOUNTING  
(HIGHLAND INDUSTRIES MODEL 2000) FSN 4930-877-8678**

Current as of 21 September 1973

TM 5-4930-227-24P, 6 April 1970, is changed as follows:

*Page VII*, after paragraph 4*d*, add paragraph 4*e*.

*e*. The electric motor driven pump is intended for use in cold weather climates on an "as required" basis.

*Page VIII*. Paragraph 8 is superseded as follows:

**8. Reporting of Equipment  
Publication Improvements**

The reporting of errors, omissions, and recommendations for improving this publication by the individual user is encouraged. Reports should be

submitted on DA Form 2028 (Recommended Changes to Publications) and forwarded direct to Commander US Army Troop Support Command Attn AMSTS-MPP ST. Louis, MO 63120.

All changes, additions, or deletions of Federal stock numbers or manufacturers part numbers within these changes should be reflected in the index.

Section III and V. Change, add or delete as shown on the following pages.

Page 60. Figure 13.1. (Sheet 1 of 2) is added as follows:

Figure 13.1. (Sheet 2 of 2) is added as follows:

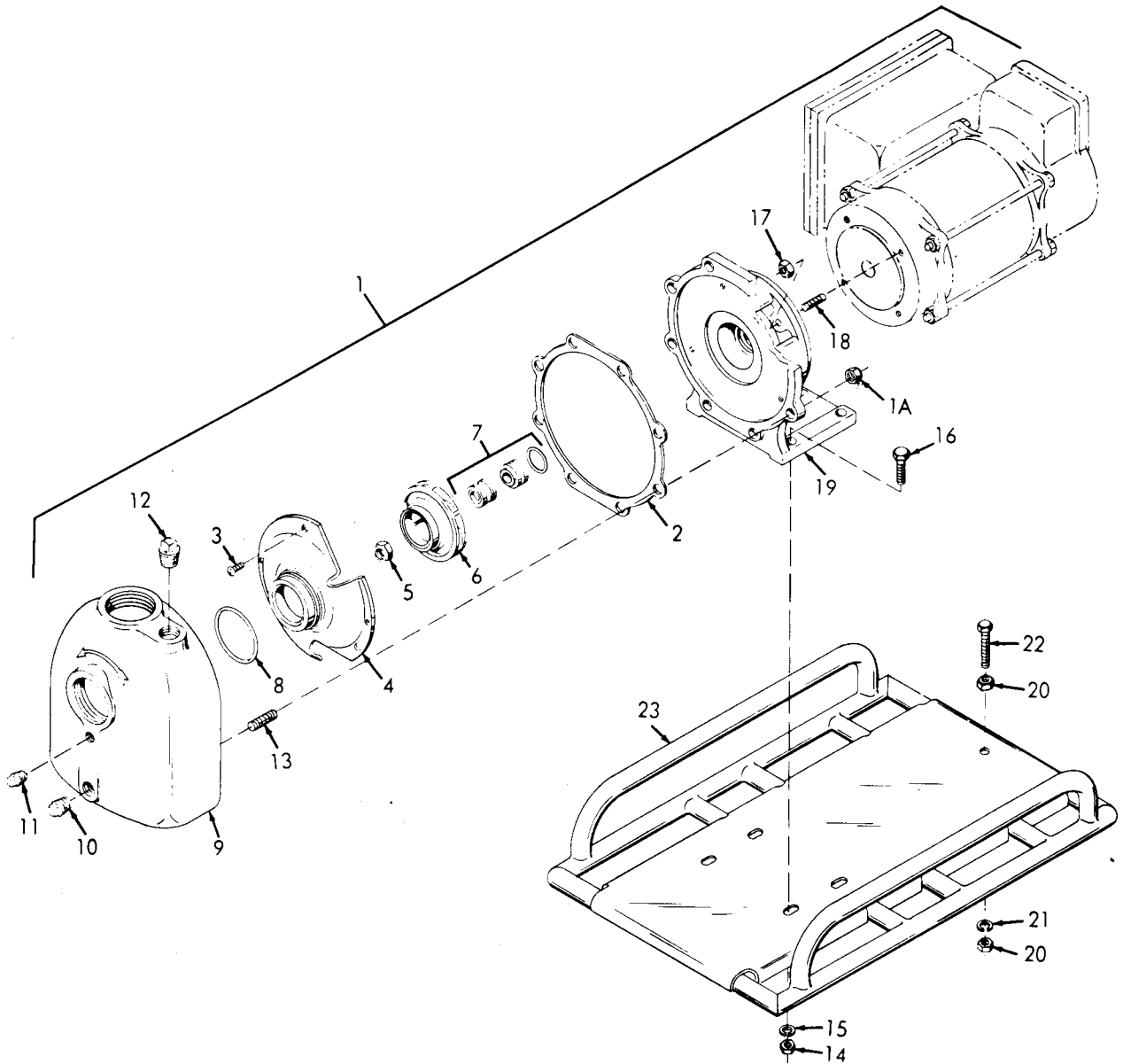


Figure 13-1. Motor and pump. (Sheet 1 of 2)

ME 4930-227-24P/13.1 ① C2



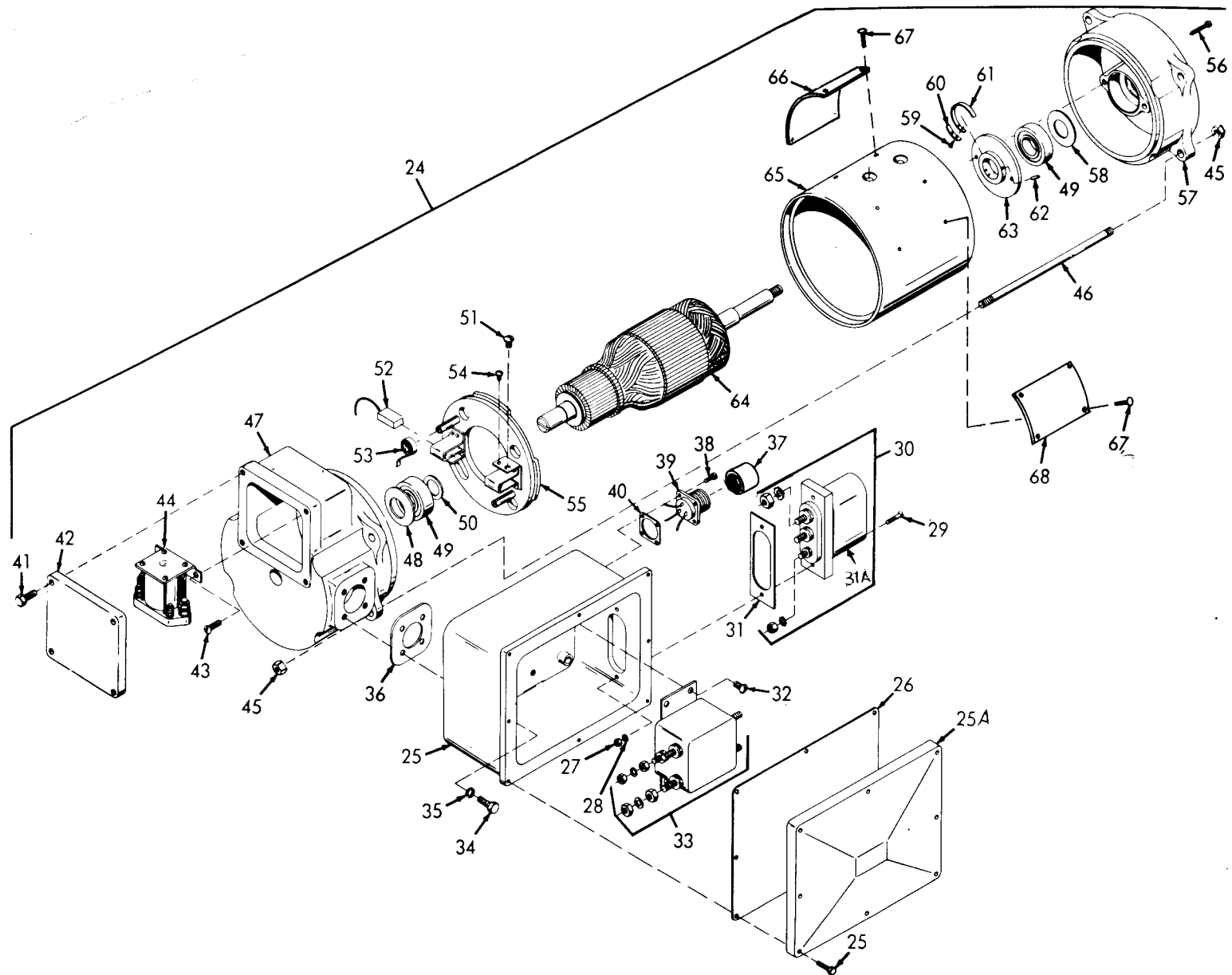
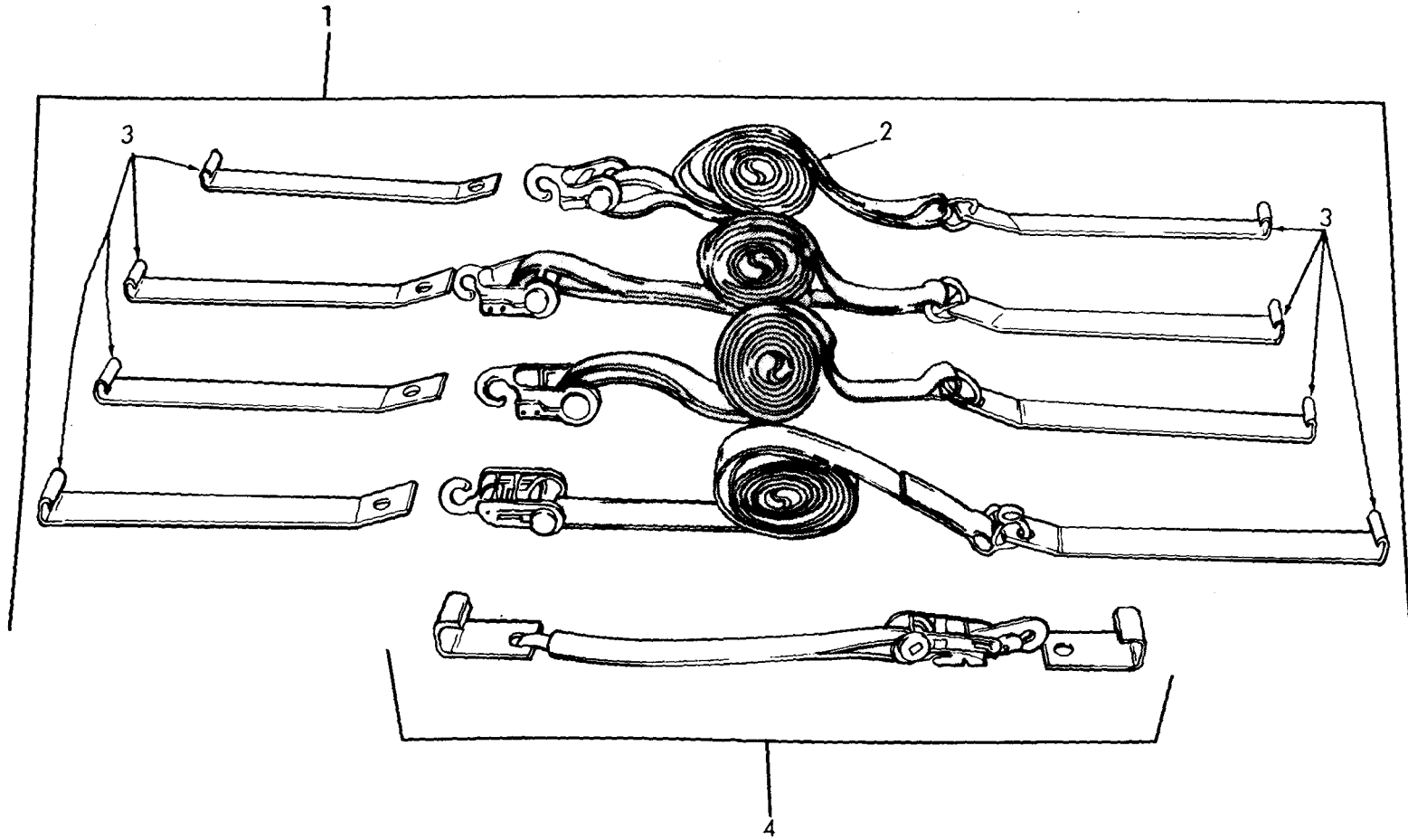


Figure 13.1. Motor and Pump (Sheet 2 of 2)



ME 4930-228-24P/18.1 C2

Figure 18.1. Tank and pump tiedown straps.

PAGE	LINE	ACTION	(1) SMR CODE	(2) FEDERAL STOCK NO	(3) DESCRIPTION  REFERENCE NO. & MFR CODE	(4) USABLE ON CODE	(5) UNIT OF ISSUE	(6) 15-DAY ORGANIZATIONAL MAINT ALLOWANCE	(7) ILLUSTRATIONS						
									(A)	(B)	(C)	(D)	FIGURE NO	(B) ITEM OR SYMBOL NO	
12	20	ADD			SECTION III--REPAIR PARTS FOR ORGANIZATIONAL MAINTENANCE GROUP 19-PUMP ASSEMBLY (IMMEDIATELY AFTER HOUSING, STOCK NO. (01400) 115-59; ADD THE FOLLOWING LINE ITEMS).										
			X20		PUMP AND MOTOR ASSEMBLY (25567) 11570-02E-13X242		EA	1						13.1	
			PO	4320-135-6233	PUMP UNIT (25567)13633		EA	1	*	*	*	*		13.1	1
			PO	4730-085-7611	PLUG, PIPE: 1/2 IN NPT (25567) P08		EA	1	*	*	*	*		13.1	10
			PO	4730-042-8988	PLUG, PIPE: 1/4 IN NPT (25567) P04		EA	1	*	*	*	*		13.1	11
			PO		PLUG, PIPE: 3/4 IN NPT (25567) P12		EA	1	*	*	*	*		13.1	12
			PO	5310-732-0558	NUT, PLAIN, HEXAGON: PUMP FRAME (96906) MS51967-8		EA	4	*	*	*	*		13.1	14
			PO	5310-637-9541	WASHER, LOCK: PUMP FRAME (96906)MS35338-46		EA	7	*	*	*	*		13.1	15
		ADD	PO	5305-269-3214	SCREW, CAP, HEXAGON: PUMP FRAME (96906) MS90725-64		EA	4	*	*	*	*		13.1	16
			PO	5310-732-0558	NUT, PLAIN, HEXAGON: MOTOR INTERMEDIATE (96906) MS51967-8		EA	4	*	*	*	*		13.1	17
			PO	5310-732-0558	NUT, PLAIN, HEXAGON: MOTOR SUPPORT (96906) MS51967-8		EA	1	*	*	*	*		13.1	20
			PO	5310-637-9541	WASHER, LOCK: MOTOR SUPPORT (96906) MS35338-46		EA	1	*	*	*	*		13.1	21
			PO		SCREW, CAP, HEXAGON: MOTOR SUPPORT (96906) MS90725-68		EA	1	*	*	*	*		13.1	22
			X20		FRAME, BASE ASSEMBLY: MOTOR AND PUMP (25567) 13367		EA	1						13.1	23
			PO		MOTOR, DIRECT CURRENT (50380) X242-3A		EA	1	*	*	*	*		13.1	24
					GROUP 19-STORAGE TANK ASSEMBLY (IMMEDIATELY AFTER GROUP HEADING 19-ADD THE FOLLOWING LINE ITEMS).										
19		ADD	PO	5340-185-6829	STRAP ASSEMBLY: PUMP AND TANK (97403) 5-14-514-7		EA	1	*	*	*	*		18.1	
		ADD	PO	5340-444-7462	TIEDOWN ASSEMBLY: TANK (97403) 5-14-514-8		EA	4	*	*	*	*		18.1	1
		ADD	PO		TIEDOWN (97403) 5-14-514-8-4		EA	1	*	*	*	*		18.1	2

PAGE	LINE	ACTION	(1) SMR CODE	(2) FEDERAL STOCK NO	(3) DESCRIPTION REFERENCE NO. & MFR CODE	USABLE ON CODE	(4) UNIT OF ISSUE	(5) QTY INC IN UNIT	(6) 15-DAY ORGANIZATIONAL MAINT ALLOWANCE				(7) ILLUSTRATIONS (A) (B) FIGURE ITEM OR SYMBOL NO		
									(A) 1-5	(B) 6-20	(C) 21-50	(D) 51-100	NO	OR SYMBOL NO	
		ADD	PO	5340-445-7117	BRACKET (97403) 5-14-514-8-1	EA	2	*	*	*	*	18.1	3		
		ADD	PO	5340-185-6828	TIEDOWN ASSEMBLY: PUMP (97403) 5-14-514-9-4	EA	1	*	*	*	*	18.1	4		

PAGE	LINE	ACTION	(1)	(2)	(3)	USABLE ON CODE	(4)	(5)	(6)			(7)			(8)	(9)	(10)	
			SMR CODE INDEX NO	FEDERAL STOCK NO	DESCRIPTION  REFERENCE NO. & MFR CODE		UNIT OF ISSUE	QTY INC IN	30-DAY GS MAINT ALLOWANCE (A) (B) (C) 1- 21- 51- 20 50 100	30-DAY GS MAINT ALLOWANCE (A) (B) (C) 1- 21- 51- 20 50 100	1-YR ALW PER EQUIP CNTGCTY	DEPOT MAINT PER EQUIP	ILLUS- TRATION PER FIG NO	(B) ITEM NO				
36	16	ADD			SECTION V-REPAIR PARTS FOR DS, GS, AND DEPOT MAINTENANCE GROUP 13-PUMP ASSEMBLY (IMMEDIATELY AFTER HOUSING, STOCK NO. (01400) 115-59, ADD THE FOLLOWING LINE ITEMS). PUMP AND MOTOR ASSEMBLY (25567) 11570-02E13X242		EA	1									13.1	
			X20		PUMP UNIT (25567) 13633		EA	1	*	*	*	*	*	*	*	*	13.1	1
			PO	4320-135-6233	NUT, PLAIN, HEXAGON: 3/8-16 COMMON (96906) MS51967-8		EA	20	*	*	*	*	*	*	*	*	13.1	1A
			PF	5310-732-0558	GASKET, VOLUTE CASING (25567) 2958GA		EA		*	*	*	*	*	*	*	*	13.1	2
			PF	5305-637-1119	SCREW, MACHINE: 1/4-20 X 1/2 IN. (96906) MS35214-69		EA	3	*	*	*	*	*	*	*	*	13.1	3
			PF		PLATE VANE (25567) 6368		EA	1	*	*	*	*	*	*	*	*	13.1	4
			PF		NUT, SELF-LOCKING, HEXAGON: 7/16-20 IMPELLER SHAFT (25567) DC075		EA	1	*	*	*	*	*	*	*	*	13.1	5
			PF		IMPELLER (25567) 6369		EA	1	*	*	*	*	*	*	*	*	13.1	6
			PF		SEAL ASSEMBLY (00643) PSP12239B28P271		EA	1	*	*	*	*	*	*	*	*	13.1	7
			PF	5330-291-3080	PACKING, PREFORMED: VANE MTG (96906) MS29513-46		EA	1	*	*	*	*	*	*	*	*	13.1	8
			X2F		HOUSING, VOLUTE (25567) 6366		EA	1									13.1	9
			PO	4730-085-7611	PLUG, PIPE: 1/2 IN. NPT (25567) P08		EA	1	*	*	*	*	*	*	*	*	13.1	10
			PO	4730-042-8988	PLUG, PIPE: 1/4 IN NPT (25567) P04		EA	1	*	*	*	*	*	*	*	*	13.1	11
			PO		PLUG, PIPE: 3/4 IN NPT (25567) P12		EA	1	*	*	*	*	*	*	*	*	13.1	12
			P2F	5307-360-0720	STUD: INTERMEDIATE HOUSING (25567) C0606		EA	12	*	*	*	*	*	*	*	*	13.1	13
			PO	5310-732-0558	NUT, PLAIN, HEXAGON: PUMP FRAME (96906) MS51967-8		EA	4	*	*	*	*	*	*	*	*	13.1	14

PAGE	LINE	ACTION	(1)	(2)	(3)	USABLE ON CODE	(4)	(5)	(6)			(7)			(8)	(9)	(10)		
			SMR CODE INDEX NO	FEDERAL STOCK NO	DESCRIPTION  REFERENCE NO. & MFR CODE		UNIT OF ISSUE	QTY INC IN UNIT	30-DAY GS MAINT ALLOWANCE	1-YR GS MAINT ALLOWANCE	30-DAY GS MAINT ALLOWANCE	1-YR GS MAINT ALLOWANCE	1- 20	21- 50	51- 100	1- 20	21- 50	51- 100	1-YR ALW PER EQUIP CNTGNCY
			PO	5310-637-9541	WASHER, LOCK: PUMP FRAME (96906) MS35338-46	EA	7	*	*	*	*	*	*	*	*	*	*	13.1	15
			PO	5305-269-3214	SCREW, CAP, HEXAGON: PUMP FRAME (96906) MS90725-64	EA	4	*	*	*	*	*	*	*	*	*	*	13.1	16
			PO	5310-732-0558	NUT, PLAIN, HEXAGON: MOTOR INTERMEDIATE (96906) MS51967-8	EA	4	*	*	*	*	*	*	*	*	*	*	13.1	17
			PF	5307-360-0720	STUD: MOTOR INTERMEDIATE (25567) C0606	EA	4	*	*	*	*	*	*	*	*	*	*	13.1	18
			X2F		BRACKET: INTERMEDIATE (25567) 6367	EA	1											13.1	19
			PO	5310-732-0558	NUT, PLAIN, HEXAGON: MOTOR SUPPORT (96906) MS51967-8	EA	2	*	*	*	*	*	*	*	*	*	*	13.1	20
			PO	5310-637-9541	WASHER, LOCK: MOTOR SUPPORT (96906) MS35338-46	EA	1	*	*	*	*	*	*	*	*	*	*	13.1	21
			PO		SCREW, CAP, HEXAGON: MOTOR SUPPORT (96906) MS90725-68	EA	1	*	*	*	*	*	*	*	*	*	*	13.1	22
			X20		FRAME, BASE ASSEMBLY: MOTOR AND PUMP (25567) 13667	EA	1											13.1	23
			PO		MOTOR, DIRECT CURRENT (50380) X242-3A	EA	1	*	*	*	*	*	*	*	*	*	*	13.1	24
			PF		SCREW, MACHINE: 5-40 X 3/16 IN., BOX COVER X5-03-4	EA	8	*	*	*	*	*	*	*	*	*	*	13.1	25
			X2H		CONDUIT BOX ASSEMBLY (50380) 163P03	EA	1											13.1	25A
			PF		GASKET: JUNCTION BOX COVER (50380) 91P10	EA	1	*	*	*	*	*	*	*	*	*	*	13.1	26
			PF		NUT, PLAIN, HEXAGON: 10-32, CONNECTION BOX (50380) 50160	EA	2	*	*	*	*	*	*	*	*	*	*	13.1	27
			PF	5310-596-7691	WASHER, LOCK: CONNECTION BOX (96906) MS35335-32	EA	2	*	*	*	*	*	*	*	*	*	*	13.1	28
			PF		SCREW, MACHINE: CONNECTOR BOX (50380) 54461	EA	2	*	*	*	*	*	*	*	*	*	*	13.1	29
			PF		CONNECTOR ASSEMBLY (50380) 170A36	EA	1	*	*	*	*	*	*	*	*	*	*	13.1	30
			PF		GASKET: CONNECTOR ASSEMBLY (50380) 91P05	EA	1	*	*	*	*	*	*	*	*	*	*	13.1	31

PAGE	LINE	ACTION	(1)	(2)	(3)	USABLE ON CODE	(4)	(5)	(6)			(7)			(8)	(9)	(10)	
			SMR CODE INDEX NO	FEDERAL STOCK NO	DESCRIPTION  REFERENCE NO. & MFR CODE		UNIT OF ISSUE	QTY IN UNIT	30-DAY GS MAINT ALLOWANCE	(A)	(B)	(C)	30-DAY GS MAINT ALLOWANCE	(A)	(B)	(C)	1-YR ALW PER 100 EQUIP CNTGNCY	DEPOT MAINT ALW PER 100 EQUIP
			PF		CONNECTOR, RECEPTACLE (50380) 123P07		EA	1	*	*	*	*	*	*	*	*	13.1	31A
			PF		SCREW, MACHINE: FILTER BOX (50380) 50608		EA	6	*	*	*	*	*	*	*	*	13.1	32
			PF		FILTER, INTERFERENCE: COMBINATION FILTER CONDENSER AND RESISTOR (56289) JN1-4828A		EA	1	*	*	*	*	*	*	*	*	13.1	33
		ADD	PH		SCREW, CAP: BOX, REAR HEAD (50380) 53204		EA	8	*	*	*	*	*	*	*	*	13.1	34
			PH	5310-550-1130	WASHER, LOCK: BOX REAR HEAD (96906) MS35333-40		EA	4	*	*	*	*	*	*	*	*	13.1	35
			PF		GASKET: JUNCTION BOX, NEOPRENE, .020 THK, 2 11/16 IN. SQUARE (50380) 91P04		EA	1	*	*	*	*	*	*	*	*	13.1	36
			X2F	5935-581-4558	COVER, ELECTRICAL CONNECTOR (96906) MS25043-16C		EA	1									13.1	37
			PF		SCREW, MACHINE: CONNECTOR BOX (50380) 54029		EA	4	*	*	*	*	*	*	*	*	13.1	38
			PF	5935-149-4086	CONNECTOR RECEPTACLE MS3102A16S6S (96906)		EA	1	*	*	*	*	*	*	*	*	13.1	39
			PF		GASKET: CONNECTOR (50380) 91P06		EA	1	*	*	*	*	*	*	*	*	13.1	40
			PF		SCREW, CAP, HEXAGON: 1/4-20 X 3/4 IN. COVER, REAR HEAD (50380) 53204		EA	4	*	*	*	*	*	*	*	*	13.1	41
			X2F		COVER, INSPECTION (50380) 856164		EA	1									13.1	42
			PF		SCREW, MACHINE: 1/4-20 X 3/8, RELAY REAR HEAD (50380) 50608		EA	2	*	*	*	*	*	*	*	*	13.1	43
		ADD	PF	5945-502-9643	RELAY POWER: 100 AMP-28 VDC (15065) 6041H80A		EA	1									13.1	44
			PF		NUT, PLAIN, HEXAGON: 5/16-18, HEAD FRONT AND REAR (50380) 50155		EA	8									13.1	45
			PF		STUD: 5/16-18 X 8 5/16, HEAD FRONT AND REAR (50380) 756367		EA	4	*	*	*	*	*	*	*	*	13.1	46
			X1		HEAD: REAR (50380)856165		EA	1									13.1	47
			PF		SPRING, THRUST (50380) 57081		EA	1	*	*	*	*	*	*	*	*	13.1	48

PAGE	LINE	ACTION	(1)	(2)	(3)	USABLE ON CODE	(4)	(5)	(6)			(7)			(8)	(9)	(10)	
			SMR CODE INDEX NO	FEDERAL STOCK NO	DESCRIPTION  REFERENCE NO. & MFR CODE		UNIT OF ISSUE	QTY INC IN UNIT	30-DAY GS MAINT ALLOWANCE		(C)	30-DAY GS MAINT ALLOWANCE		(C)	1-YR ALW PER EQUIP CNTGNCY	DEPOT MAINT ALW	ILLUS- TRATION NO	(B)
									(A)	(B)	(C)	(A)	(B)	(C)			(A)	(B)
									1-	21-	51-	1-	21-	51-	100	100	FIG	ITEM
									20	50	100	20	50	100			NO	NO
			PF	3110-144-8603	BEARING, BALL: ANNULAR (38443) 204SFF		EA	2	*	*	*	*	*	*	*	*	13.1	49
			PF		PLATE, BEARING: BACK (50380) 134P01		EA	1	*	*	*	*	*	*	*	*	13.1	50
			PH		SCREW, MACHINE: 1/4-20 X 1/2 IN. COMMON (50380) 53570		EA	2				*	*	*	*	*	13.1	51
			PF	5977-165-8687	BRUSH: ELECTRICAL CONTACT (50380) 60310		EA	4	*	*	*	*	*	*	*	*	13.1	52
			PF	6920-313-9378	SPRING: HOLDER ASSEMBLY, ELECTRICAL CONTACT (50380) 16483		EA	4	*	*	*	*	*	*	*	*	13.1	53
			PH		SCREW, MACHINE: 10-32 X 1/4 IN. COMMON (50380) 50303		EA	2				*	*	*	*	*	13.1	54
			PH		HOLDER ASSEMBLY: ELECTRICAL CONTACT (50380) 49934		EA	1				*	*	*	*	*	13.1	55
			PF		SCREW, MACHINE: 10-32 X 1 IN. COMMON (50330) 54127		EA	2	*	*	*	*	*	*	*	*	13.1	56
			X1		HEAD, FRONT (50380) 856207		EA	1									13.1	57
			PF		SHIM (50380) 50324		EA	1	*	*	*	*	*	*	*	*	13.1	58
			PF		SCREW, MACHINE: 4-40 X 1/4 IN. CLIP, SPRING (50380) 56546		EA	2	*	*	*	*	*	*	*	*	13.1	59
			PF		CLIP, SPRING (50380) 481053		EA	1	*	*	*	*	*	*	*	*	13.1	60
			PF		SPRING (50380) 481052		EA	1	*	*	*	*	*	*	*	*	13.1	61
			PF		BRUSH, ELECTRICAL CONTACT: GROUNDING (50380) 162758		EA	1	*	*	*	*	*	*	*	*	13.1	62
			PF		RING ASSEMBLY: GROUNDING (50380) 121712		EA	1	*	*	*	*	*	*	*	*	13.1	63
			PF		ARMATURE, MOTOR (ORDER ARMATURE FOR MOTOR STYLE, NO. 377082)		EA	1	*	*	*	*	*	*	*	*	13.1	64
			PH		STATOR, MOTOR (50380) D2953		EA	1				*	*	*	*	*	13.1	65



PAGE	LINE	ACTION	(1)	(2)	(3)	USABLE ON CODE	(4)	(5)	(6)			(7)			(8)	(9)	(10)		
			SMR CODE INDEX NO	FEDERAL STOCK NO	DESCRIPTION  REFERENCE NO. & MFR CODE		UNIT OF ISSUE	QTY INC IN UNIT	30-DAY GS MAINT ALLOWANCE	30-DAY GS MAINT ALLOWANCE	1-YR ALW PER EQUIP CNTGNCY	1-YR DEPOT MAINT ALW	ILLUS- TRATION	(A)	(B)	(C)	(A)	(B)	(C)
			X2H		PLATE, INSTRUCTION: FLOW DIRECTION (25567) 13646		EA	1										13.1	66
			PH		PIN, ESCUTCHEON: 14 X 1/4, PLATE MOTOR (88044) AN302-14-2		EA	12										13.1	67
			X2H		PLATE, IDENTIFICATION (25567) 13644		EA	1										13.1	68
			PF	5340-933-5905	SHIM SET (25567) 5889		EA	1	*	*	*	*	*	*	*	*		13.1	
			PF		WICKING (50380) 8096		EA	1	*	*	*	*	*	*	*	*			
			PH		SCREW, MACHINE: 1/4-20 X 3/4 IN. STATOR POLE PIECE (50380) 54474		EA	6				*	*	*	*	*			
			PH		WASHER, LOCK: STATOR POLE PIECE (96906) MS35336-27		EA	6				*	*	*	*	*			
			PH		SCREW, MACHINE: 1/4-20 X 3/4 IN. INTERPOLE STATOR (50380) 54474		EA	2				*	*	*	*	*			
			PH		WASHER, LOCK: INTERPOLE STATOR (96906) MS35336-27		EA	2				*	*	*	*	*			
			PH		SWITCH, THERMAL (82647) 9700-01-03		EA	1				*	*	*	*	*			
			PH		LEAD, ELECTRICAL (50380) 122282		EA	1				*	*	*	*	*			
			PH		LEAD, ELECTRICAL (50380) 122173		EA	1				*	*	*	*	*			
			PH		LEAD, ELECTRICAL (50380) 122172		EA	2				*	*	*	*	*			
					GROUP 19-STORAGE TANK ASSEMBLY (IMMEDIATE AFTER GROUP HEADING 19- ADD THE FOLLOWING LINE ITEMS).														
43		ADD			STRAP ASSEMBLY: PUMP AND TANK (5-14-514-7 (97403)		EA	1	*	*	*	*	*	*	*	*		18.1	
		ADD	PO	5340-185-6829	TIEDOWN ASSEMBLY: TANK 5-14-514-8 (97403)		EA	4	*	*	*	*	*	*	*	*		18.1	1
		ADD	PO	5340-444-7462	TIEDOWN 5-14-514-8-4 (97403)		EA	1	*	*	*	*	*	*	*	*		18.1	2
		ADD	PO	5340-445-7117	BRACKET 5-14-514-8-1 (97403)		EA	2	*	*	*	*	*	*	*	*		18.1	3

PAGE	LINE	ACTION	(1)	(2)	(3)	USABLE ON CODE	(4)	(5)	(6)			(7)			(8)	(9)	(10)		
			SMR CODE INDEX NO	FEDERAL STOCK NO	DESCRIPTION REFERENCE NO. & MFR CODE		UNIT OF ISSUE	QTY INC IN UNIT	30-DAY GS MAINT ALLOWANCE	(A)	(B)	(C)	30-DAY GS MAINT ALLOWANCE	(A)	(B)	(C)	1-YR ALW PER EQUIP CNTG	DEPOT MAINT ALW EQUIP	ILLUS- TRATION ALW PER FIG NO
		ADD	PO	5340-185-6828	TIEDOWN ASSEMBLY: PUMP 5-14-514-9-3 (97403)		EA	1	*	*	*	*	*	*	*	*	*	18.1	4

By Order of the Secretary of the Army:

CREIGHTON W. ABRAMS  
*General, United States Army*  
*Chief of Staff*

Official:

VERNE L. BOWERS  
*Major General, United States Army*  
*The Adjutant General*

Distribution:

To be distributed in accordance with DA Form 12-25A (qty rqr block no. 154), Organizational maintenance requirements for Petroleum Distribution.

U.S. GOVERNMENT PRINTING OFFICE: 1974-768269/5074

810-356







CHANGE

No. 1



HEADQUARTERS  
DEPARTMENT OF THE ARMY  
WASHINGTON, D.C., 3 February 1972

**Organizational, Direct, and General Support  
Maintenance Repair Parts and Special Tools List  
TANK AND PUMP UNIT, LIQUID DISPENSING  
FOR TRUCK MOUNTING  
(HIGHLAND INDUSTRIES MODEL 2000)  
FSN 4930-877-8678**

*Current as of 30 November 1971*

TM 5-4930-227-24P, 6 April 1970 is changed as follows:

All changes, additions or deletions of Federal stock numbers or manufacturers code and part numbers within this change should be appropriately reflected in the index.







By Order of the Secretary of the Army:

Official:

**VERNE L. BOWERS,**  
*Major General, United States Army,*  
*The Adjutant General.*

**W. C. WESTMORELAND,**  
*General, United States Army,*  
*Chief of Staff.*

Distribution:

To be distributed in accordance with DA Form 12-25A (qty rqr block No. 154) Organizational Maintenance Requirements for Petroleum Distribution.

TECHNICAL MANUAL }  
 No. 5-4930-227-24P }

HEADQUARTERS  
 DEPARTMENT OF THE ARMY  
 WASHINGTON, D.C. 6 April 1970

ORGANIZATIONAL, DIRECT AND GENERAL SUPPORT MAINTENANCE REPAIR  
 PARTS AND SPECIAL TOOLS LISTS

TANK AND PUMP UNIT, LIQUID DISPENSING FOR TRUCK  
 MOUNTING (HIGHLAND INDUSTRIES MODEL 2000)  
 FSN 4930-877-8678

Current as of 22 October 1969

			Paragraph	Page
LIST OF ILLUSTRATIONS				
SECTION	I.	INTRODUCTION		
		Scope .....	1	v
		General .....	2	v
		Explanation of columns .....	3	v
		Special information .....	4	vii
		How to locate repair parts .....	5	vii
		Abbreviations .....	6	viii
		Federal supply codes for manufacturers .....	7	viii
		Recommendations for maintenance publication improvements .....	8	viii
SECTION	II.	PRESCRIBED LOAD ALLOWANCE		
SECTION	III.	REPAIR PARTS FOR ORGANIZATIONAL MAINTENANCE		
Group	01.	Pumping Assembly .....		4
	02.	Engine Assembly .....		6
	03.	Cylinder, Block, Head, Carburetor and Air Cleaner .....		7
	10.	Muffler and Attaching Parts .....		8
	11.	Flywheel, Shroud, Starting Rope and Sheave .....		9
	12.	Magneto Assembly .....		9
	13.	Pump Assembly .....	11	
	14.	Manifold, Hose Assemblies and Fittings .....		12
	15.	Reel Assembly, Ground Cable .....		13
	16.	Filter Assembly .....		15
	17.	Nozzle Assembly .....		16

	Paragraph	Page
G r o u p 18.	Reel Assembly, Hose .....	18
19.	Storage Tank Assembly .....	19
20.	Accessory .....	21
S E C T I O N IV.	SPECIAL TOOLS, TEST AND SUPPORT EQUIPMENT FOR ORGANIZATIONAL MAINTENANCE (NOT APPLICABLE)	
S E C T I O N V.	REPAIR PARTS FOR DS AND GS MAINTENANCE	
G r o u p 01.	Pumping Assembly .....	01j
02.	Engine Assembly .....	25
03.	Cylinder, Block, Head, Carburetor and Air Cleaner .....	26
04.	Crankshaft .....	...
05.	Piston and Connecting Rod .....	29
06.	Valves .....	2
07.	Governor and Camshaft .....	30
08.	Governor Control .....	31
09.	Oil Pump .....	01j) H D A
10.	Muffler and Attaching Parts .....	32
11.	Flywheel, Shroud, Starting Rope and Sheave .....	33
12.	Magneto Assembly .....	33
13.	Pump Assembly .....	35
14.	Manifold, Hose Assemblies and Fittings .....	36
15.	Reel Assembly, Ground Cable .....	37
16.	Filter Assembly .....	39
17.	Nozzle Assembly .....	40
18.	Reel Assembly, Hose .....	01j) H D
19.	Storage Tank Assembly .....	43
20.	Accessory .....	46
S E C T I O N VI.	SPECIAL TOOLS, TEST AND SUPPORT EQUIPMENT FOR DS AND GS MAINTENANCE (NOT APPLICABLE)	
S E C T I O N VII.	FEDERAL STOCK NUMBER AND REFERENCE NUMBER INDEX	

## LIST OF ILLUSTRATIONS

<i>Number</i>	<i>TITLE</i>	<i>Page</i>
1	Pumping assembly .....	47
2	Engine assembly .....	48
3	Cylinder, block, head, carburetor and air cleaner .....	49
4	Crankshaft .....	50
5	Piston and connecting rod .....	51
6	Valves .....	52
7	Governor and camshaft .....	53
8	Governor control .....	54
9	Oil pump .....	55
10	Muffler and attaching parts .....	56
11	Flywheel, shroud, starting rope and sheave .....	57
12	Magneto assembly .....	58
13	Pump assembly .....	59
14	Manifold, hose assemblies and fittings .....	60
15	Reel assembly, ground cable .....	61
16	Filter assembly .....	62
17	Nozzle assembly .....	63
18	Reel assembly, hose .....	64
19	Storage tank assembly .....	65
20	Cover assembly, tank manhole .....	66



## Section I

### INTRODUCTION

#### 1. Scope

This manual lists repair parts, special tools, test and support equipment required for the performance of organizational, direct support and general support maintenance of the tank and pump unit.

#### 2. General

This Repair Parts and Special Tools List is divided into the following sections:

a. *Prescribed Load Allowance (PLA)—Section II.* A composite listing of repair parts, special tools, test and support equipment having quantitative allowances for initial stockage at the organization level.

b. *Repair Parts—Section III.* A list of repair parts authorized for the performance of maintenance at the organizational level in figure and item number sequence.

c. *Special Tools, Test and Support Equipment—Section IV.* (NOT APPLICABLE)

d. *Repair Parts—Section V.* A list of repair parts authorized for the performance of maintenance at the direct support and general support level in figure and item number sequence.

e. *Special Tools, Test and Support Equipment—Section VI.* (NOT APPLICABLE)

f. *Federal Stock Number and Reference Number Index—Section VII.* A list of Federal stock numbers in ascending numerical sequence, followed by a list of reference numbers appearing in all of the listings, in alpha-numeric sequence, cross-referenced to the illustration figure number and item number.

*Note.* Items not illustrated are cross-referenced to assembly group number.

#### 3. Explanation of Columns

The following provides an explanation of columns in the tabular lists in Sections II through VI.

a. *Source, Maintenance, and Recoverability Codes (SMR).*

*Note.* Common hardware items known to be readily available in Army supply channels are assigned Maintenance codes only. Source codes, Recoverability codes, and Maintenance Allowances are not assigned this category.

(1) Source code indicates the selection status and source for the listed item. Source codes used are:

<i>Code</i>	<i>Explanation</i>
P	Repair parts which are stocked in or supplied from the GSA/DSA, or Army supply system and authorized for use at indicated maintenance categories.
M	Repair parts which are not procured or stocked, but are to be manufactured in indicated maintenance levels.
A	Assemblies which are not procured or stocked as such, but are made up of two or more units. Such component units carry individual stock numbers and descriptions, are procured and stocked separately and can be assembled to form the required assembly at indicated maintenance categories.
X	Parts and assemblies which are not procured or stocked and the mortality of which normally is below that of the applicable end item or component. The failure of such part or assembly should result in retirement of the end item from the supply system.
X1	Repair parts which are not procured or stocked. The requirement of such items will be filled by use of the next higher assembly or component.
X2	Repair parts which are not stocked. The indicated maintenance category requiring such repair parts will attempt to obtain them through cannibalization. Where such repair parts are not obtainable through cannibalization, requirements will be requisitioned, with accompanying justification, through normal supply channels.
G	Major assemblies that are procured with PEMA funds for initial issue only as exchange assemblies at DSU and GSU level. These assemblies will not be stocked above GS and DS level or returned to depot supply level.

(2) Maintenance code indicates the lowest category of maintenance authorized to install the listed item. The maintenance codes are:

<i>Code</i>	<i>Explanation</i>
O	Organizational maintenance
F	Direct support maintenance
H	General support maintenance

(3) Recoverability code indicates whether unserviceable items should be returned for recovery or salvage. Items not coded are expendable. Recoverability codes are:

<i>Code</i>	<i>Explanation</i>
R	Applied to repair parts (assemblies and components) which are considered economically repairable at direct and general support maintenance levels. When the maintenance capability to repair these items does not exist, they are normally disposed of at the GS level. When supply considerations dictate, some of these repair parts may be listed for automatic return to supply for depot level repair as set forth in AR 710-50. When so listed, they will be replaced by supply on an exchange basis.
S	Repair parts and assemblies which are economically repairable at DSU and GSU activities and which normally are furnished by supply on an exchange basis. When items are determined by a GSU to be uneconomically repairable they will be evacuated to a depot for evaluation and analysis before final disposition.
T	High dollar value recoverable repair parts which are subject to special handling and are issued on an exchange basis. Such repair parts are normally repaired or overhauled at depot maintenance activities.
U	Repair parts specifically selected for salvage by reclamation units because of precious metal content, critical materials, or high dollar value reusable casings or castings.

*b. Federal Stock Number.* Indicates the Federal stock number assigned to the item and will be used for requisitioning purposes.

*c. Description.* Indicates the Federal item name and any additional description of the item required, Assembly components and subassemblies are indented under major assemblies. The abbreviation "w/e" when used as a part of the nomenclature, indicates the Federal stock number includes all armament, equipment, accessories, and repair parts issued with the item. A part number or other reference number is followed by the applicable 5-digit Federal supply code for manufacturers in parenthesis. Repair parts quantities included in kits and sets are shown in front of the repair part name. Material required for manufacture or fabrication is identified.

*d. Unit of Measure (U/M).* A 2 character alphabetic abbreviation indicating the amount or quantity of the item upon which the allowances are based, e.g., ft, ea, pr, etc.

*e. Quantity Incorporated in Unit.* Indicates the quantity of the item used in the assembly group. A "V" appearing in this column in lieu of a quantity indicates that a definite quantity cannot be indicated (e.g., shims, spacers, etc.)

*f. Fifteen-Day Organizational Maintenance Allowance.*

(1) The allowance columns are divided into four subcolumns. Indicated in each subcolumn opposite the first appearance of each item is the total quantity of the items authorized for the number of equipments supported. Subsequent appearances of the same item will have the letters "REF" in the allowance column. To locate the referenced item, locate the FSN or reference number in the index. The earliest figure and item number is the referenced item. Items authorized for use as required but not for initial stockage are identified with an asterisk in the allowance column.

(2) The quantitative allowance for organizational level of maintenance represents one initial prescribed load for a 15-day period for the number of equipments supported. Units authorized additional prescribed loads, multiply the number of prescribed loads by the quantity in the appropriate density column to determine the number of repair parts authorized.

(3) To determine allowances when supporting more than 100 of these equipments: First, divide the number of equipments supported by 100 by moving the decimal two spaces left; second, multiply the result by the quantity in the 51-100 density column. Example, authorized allowance for 51-100 equipments is 12; for 140 equipments, multiply 12 by 1.40 or 16.80 rounded off to 17 parts required.

(4) Subsequent changes to allowances will be limited as follows: No change in the range of items is authorized. If additional items are considered necessary, recommendation should be forwarded to the U. S. Army Mobility Equipment Command for exception or revision to the allowance list. Revisions to the range of items authorized will be made by the U. S. Army Mobility Equipment Command based upon engineering experience, demand data, or TAERS information.

*g. Thirty-Day DS/GS Maintenance Allowances.*

*Note.* Allowances in GS column are for GS maintenance only.

(1) The allowance columns are divided into three subcolumns. Indicated in each subcolumn, opposite the first appearance of each item, is the total quantity of items authorized for the number of equipments supported. Subsequent appear-



ances of the same item will have the letters "REF" in the applicable allowance column. To locate the referenced item locate the FSN or reference number in the index. The earliest figure and item number is the referenced item. Items authorized for use as required but not for initial stockage are identified with an asterisk in the allowance column.

(2) The quantitative allowances for DS/GS levels of maintenance will represent initial stockage for 30-day period for the number of equipments supported.

(3) To determine allowances when supporting more than 100 of these equipments: First, divide the number of equipments supported by 100 by moving the decimal two places left; second, multiply the result by the quantity in the 51-100 density column. Example, authorized allowance for 51-100 equipments is 40; for 150 equipments multiply 40 by 1.50 or 60 parts required.

*h. One-Year Allowance Per 100 Equipments/Contingency Planning Purposes.* Indicates opposite the first appearance of each item the total quantity required for distribution and contingency planning purposes. The range of items indicates total quantities of all authorized items required to provide for adequate support of 100 equipments for one year. Subsequent appearances of the same item will have the letters "REF" in the allowance column.

*i. Illustration.* This column is divided as follows :

(1) *Figure number.* Indicates the figure number of the illustration in which the item is shown.

(2) *Item number.* Indicates the callout number used to reference the item in the illustration.

#### 4. Special Information

a. Repair parts mortality has been based on 4000 hours operation per year.

b. Parts which require manufacture or assembly at a category higher than that authorized. for installation will indicate in the source column the higher category.

c. The following publications pertain to the tank and pump unit and its components:

TM 5-4930-227-14 Operator, Organizational, Direct and General Support Maintenance Manual

LO 5-4930-227-12 Lubrication Order

d. The same illustrations are used to illustrate the repair parts and special tools listed in both organizational maintenance section and direct and general support maintenance section.

#### 5. How to Locate Repair Parts

a. When Federal stock number or reference number is unknown:

(1) *First.* Using the table of contents determine the assembly group within which the repair part belongs. This is necessary since illustrations are prepared for assembly groups, and listings are divided into the same groups.

(2) *Second.* Find the illustration covering the assembly group to which the repair part belongs.

(3) *Third.* Identify the repair part on the illustration and note the illustration figure and item number of the repair part.

(4) *Fourth.* Using the Repair Parts Listings, find the assembly group to which the repair part belongs and locate the illustration figure and item noted on the illustration.

b. When Federal stock number or reference is known:

(1) *First.* Using the Index of Federal Stock Numbers and Reference Numbers find the pertinent Federal stock number or reference number. This index is in ascending FSN sequence followed by a list of reference numbers in alpha-numeric sequence, cross-referenced to the illustration figure number and item number.

(2) *Second.* Using the Repair Parts Listing, find the assembly group of the repair part and the illustration figure number and item number referenced in the Index of Federal Stock Numbers and Reference Numbers.

c. When the Federal stock number or reference number is known and the repair part is not illustrated:

(1) *First.* Using the Index of Federal Stock Numbers and Reference Numbers find the pertinent Federal stock number or reference number in the section titled Items not Illustrated and note the group number. This section is in ascending FSN sequence followed by a list of reference numbers in alpha-numeric sequence, cross-referenced to assembly group number.

(2) *Second.* Using the Table of Contents, locate the assembly group number and page number.

(3) *Third.* Using the applicable group number and page number, locate the pertinent stock number or reference number in the Repair Parts Listing. Items which are not illustrated are listed at the-end of the assembly group to which they belong.

## 6. Abbreviations

assy	assembly
deg	degree (s)
dia	diameter (s)
ea	each
ft	foot (feet)
id	inside diameter (s)
in.	inch (es)
lg	length (long)
mtg	mounting (s)
No.	number
NPT	National Taper Pipe (thread)
od	outside diameter (s)
thd	thread (s) (ed)
thk	thick (ness)
w/	with

## 7. Federal Supply Codes for Manufacturers

<i>Code</i>	<i>Manufacturer</i>
01400	United MFD and Engineering Corp
05463	Balcrank, Division of the Wheelabrator Corp
06840	The Bendix Corp
09310	Buckeye Division Emco-Wheaton Inc.
11583	Champion Sparkplug Co.
12718	Clay and Bailey Mfg. Co.
17807	Highland Industries Inc.

<i>Code</i>	<i>Manufacturer</i>
21387	Fairbanks Morse Inc.
24617	General Motors Corp
24869	Andrews Industries Inc.
38056	Manning Maxwell and Moore
66289	Wisconsin Motor Corp
71724	Crane Packing Co.
72219	Consolidated Brass Co.
76700	Nelson Muffler Corp
78480	Tillotson Mfg. Co.
78940	Novo Industrial Corp., United Aircleaner Div.
79515	Wheaton Inc.
79960	The Bendix Corp, Fuel Devices Division
81348	Federal Specification
81349	Military Specifications
81580	McCulloch Corp
81718	Dover Corp OPW Division
81859	Gleason Corp, Anthes Division
82366	Aero Motive Mfg. Co.
82796	Fairbanks Morse Inc., Power Systems Division
96906	Military Standards
99539	General Fire Extinguisher Corp

## 8. Recommendations for Maintenance Publication Improvements

Report of errors, omissions, and recommendations for improving this publication by the user is encouraged. Reports should be submitted on DA Form 2028 (Recommended Changes to Publications ) and forwarded direct to Commanding General, U. S. Army Mobility Equipment Command, ATTN: AMSME-MPP, 4300 Goodfellow Boulevard, St. Louis, Mo. 63120.

(1) FEDERAL STOCK NUMBER	(2) DESCRIPTION	(3) 15-DAY ORGANIZATIONAL MAINTENANCE ALLOWANCE			
		(A) USABLE ON CODE 1-5	(B) 6-20	(C) 21-50	(D) 51-100
	SECTION II - PRESCRIBED LOAD ALLOWANCE				
	GROUP 01 - PUMPING ASSEMBLY				
4320-929-5325	PUMP AND ENGINE ASSEMBLY 2000-5121323 (17807)				2
4720-718-6020	HOSE ASSEMBLY 2000-81 (17807)				2
5310-109-8034	WASHER, SPECIAL, LIFT LOOP 2000-5128-4 (17807)				2
5340-109-7716	TIE DOWN 2000-5126 (71807)				2
	GROUP 02 - ENGINE ASSEMBLY				
2805-722-3922	ENGINE, GASOLINE MDKND182918 (66289)				2
2910-282-7557	GASKET, FUEL BOWL 08227 (78480)		2	2	4
2910-358-5327	STRAINER, SEDIMENT 07762 (78480)		2	2	4
4730-639-9638	STRAINER ASSEMBLY 0W480T (78480)				2
4730-812-4363	ELEMENT, STRAINER RD127C (66289)				2
	GROUP 03 - CYLINDER, BLOCK, HEAD, CARBURETOR AND AIR CLEANER				
2805-790-7778	BREATHER, CRANKCASE L031B (66289)				2
2910-358-4516	CARBURETOR 11193A (79960)			2	2
2910-447-9260	GASKET, AIR CLEANER BRACKET QD647 (66289)			2	2
2910-594-9067	GASKET KIT, CARBURETOR C181-296 (79960)			2	2
2920-293-5212	SPARK PLUG XED16 (11583)	2	4	8	17
	GROUP 10 - MUFFLER AND ATTACHING PARTS				
2990-389-6412	MUFFLER, EXHAUST T1802D (76700)			2	2
4730-079-2451	COUPLING, EXHAUST DISCONNECT, FEMALE MS27026-5 (96906)				2
4730-649-9108	COUPLING, EXHAUST DISCONNECT, MALE MS27022-25 (96906)				2
5330-949-5426	GASKET SET 2000-51510-5 (17807)			2	2
	GROUP 11 - FLYWHEEL, SHROUD, STARTING ROPE AND SHEAVE				
2990-718-6022	ROPE, STARTER, ENGINE U268B (66289)		2	2	4

(1) FEDERAL STOCK NUMBER	(2) DESCRIPTION	(3) 15-DAY ORGANIZATIONAL MAINTENANCE ALLOWANCE			
		(A) USABLE ON CODE 1-5	(B) 6-20	(C) 21-50	(D) 51-100
	GROUP 12 - MAGNETO ASSEMBLY				
2805-722-3922	GASKET SET, ENGINE OVERHAUL Q2B (66289)	2	4	8	17
2920-790-8746	MAGNETO FMPE (21387)				2
	GROUP 13 - PUMP ASSEMBLY				
4730-735-4390	COUPLING, HALF QUICK DISCONNECT 200890 (24869)				2
4930-735-4405	GASKET, CLEANOUT COVER 115-100 (01400)		2	2	4
4930-735-4406	PUMP, CENTRIFUCAL 117-54 (01400)				2
4930-947-5923	SEAL ASSEMBLY 21-1IN (71724)		2	2	4
5330-735-4404	GASKET, PUMP TO COUPLER 115-89 (01400)		2	2	4
5330-735-4439	GASKET, FLANGE 115-116 (01400)		2	2	4
	GROUP 14 - MANIFOLD, HOSE ASSEMBLIES AND FITTINGS				
4720-113-5478	HOSE ASSEMBLY 2000-82 (17807)		2	2	2
4720-718-6023	HOSE ASSEMBLY 2000-83 (17807)		2	2	2
4720-718-6024	HOSE ASSEMBLY 2000-84 (17807)		2	2	2
4720-718-6027	HOSE ASSEMBLY 2000-85 (17807)		2	2	2
4730-203-1010	COUPLING, HALF QUICK MS27026-9 (96906)		2	2	2
4730-360-0595	GASKET, HOSE CONNECTORS MS27030-5 (96906)		2	2	2
4730-735-4388	COUPLING, ELBOW 150890 (24869)				2
5330-612-2414	GASKET, COUPLING MS27030-6 (96906)		2	2	2
	GROUP 15 - REEL ASSEMBLY, GROUND				
4930-705-5431	MAINSHAFT ASSEMBLY 30051 (83266)				2
	GROUP 16 - FILTER ASSEMBLY				
4330-983-0998	ELEMENT, FILTER MILF52308 (81349)	2	4	8	17
5330-171-4827	PACKING, PREFORMED 2000-606-10 (17807)		2	2	4
5330-978-8857	WASHER, NONMETALLIC D1600 (72219)		2	2	4
6685-735-4391	GAGE, PRESSURE 20-1000AS028 (38056)				2

(1) FEDERAL STOCK NUMBER	(2) DESCRIPTION	USABLE	ON	CODE	(3) 15-DAY ORGANIZATIONAL MAINTENANCE ALLOWANCE			
					(A) 1-5	(B) 6-20	(C) 21-50	(D) 51-100
9340-735-4451	TUBING, GLASS 2000-606-25 (17807)					2	2	4
	GROUP 19 - STORAGE TANK ASSEMBLY							
2510-732-6270	GASKET, MANHOLE COVER FX997-12 (12718)					2	2	2
4820-781-4768	GASKET, STEM 1020-36454-8 (17807)						2	2
5306-324-0263	BOLT, HOOK 887-23A (12718)						2	2
5310-732-6278	NUT, WING 887-23C (12718)						2	2
5330-063-2506	GASKET, CORK 1020-3649 (17807)						2	2
5330-063-9787	GASKET, BASE 1020-36454-3 (17807)						2	2
5330-733-2208	O RING MS29513-112 (96906)						2	2
5430-794-6947	GASKET, COVER FX997-12 (12718)					2	2	2
5430-794-6949	HOOK, CLAMP 887-23B (12718)						2	2
	GASKET, HAND PUMP 2000-36461-2 (17807)						2	2
5330-063-9787	GASKET, BASE 1020-36454-3 (17807)						2	2
5330-733-2208	O RING MS9513-112 (96906)						2	2
5430-794-6947	GASKET, COVER FX997-12 (12718)					2	2	2
5430-794-6949	HOOK, CLAMP 887-23B (12718)						2	2
5330-763-2628	GASKET, HAND PUMP 2000-36461-2 (17807)						2	2

(1) SMR CODE	(2) FEDERAL STOCK NUMBER	(3) DESCRIPTION  REF NUMBER & MFR CODE	(4) USABLE ON CODE	(5) UNIT OF MEAS	(6) 15-DAY ORGANIZATIONAL MAINTENANCE ALW				(7) ILLUS- TRATION		
					QTY INC IN UNIT	(A) 1-5	(B) 6-20	(C) 21-50	(D) 51-100	(A) FIG NO	(B) ITEM NO
		SECTION III - REPAIR PARTS FOR ORGANIZATIONAL MAINTENANCE									
		GROUP 01 - PUMPING ASSEMBLY									
P O R	4320-929-5325	PUMPING ASSEMBLY P2000 (17807)		EA	1	*	*	*	*	1	1
P O R	4320-929-5325	PUMP AND ENGINE ASSEMBLY 2000-5121323 (17807)		EA	1	*	*	*	2	1	2
O	5310-087-4652	NUT, HEXAGON, SELF-LOCKING: PUMP ENGINE AND FRAME MTG, 3/8-16 THD SIZE MS51922-17 (96906)		EA	10					1	3
O	5310-637-9541	WASHER, LOCK: PUMP TO BASE MTG, 3/8 IN. SCREW SIZE MS35338-46 (96906)		EA	2					1	4
O	5305-269-3216	SCREW, CAP, HEXAGON HEAD: PUMP MTG, 3/8-16 THD SIZE, 2 IN. LG MS90725-66 (96906)		EA	2					1	5
XI		BASE: ENGINE AND PUMP MTG 2000-51223 (17807)		EA	1					1	6
O	5306-428-8915	SCREW, CAP, HEXAGON HEAD: ENGINE BASE MTG, 3/8-16 THD SIZE, 2 IN. LG 6905923 (24446)		EA	8					1	7
O	5310-627-6128	WASHER, LOCK, EXTERNAL TOOTH: ENGINE AND BASE MTG, 3/8 IN. SCREW SIZE MS35335-35 (96906)		EA	8					1	8
O	5305-269-3214	SCREW, CAP, HEXAGON HEAD: REEL MTG, 3/8-16 THD SIZE, 1 1/2 IN. LG MS90725-64 (96906)		EA	6					1	9
O	5310-627-6128	WASHER, LOCK, EXTERNAL TOOTH: REEL MTG, 3/8 IN. SCREW SIZE MS35335-35 (96906)		EA	14					1	10
O	5310-087-4652	NUT, LOCK: REEL MTG, 3/8-16 THD SIZE MS51922-17 (96906)		EA	14					1	11
O	5305-269-3211	SCREW, CAP, HEXAGON HEAD: REEL MTG, 3/8-16 THD SIZE, 1 IN. LG MS90725-60 (96906)		EA	8					1	12
P O	4930-110-4073	REEL ASSEMBLY: FUELING HOSE, RH 2000-51212 (17807)		EA	1	*	*	*	*	1	13
P O	4930-109-4072	REEL ASSEMBLY: FUEL HOSE, LH 2000-51211 (17807)		EA	1	*	*	*	*	1	14
P O	4720-718-6020	HOSE ASSEMBLY: RUBBER, 1 1/2 IN. DIA, 40 FT LG 2000-81 (17807)		EA	2	*	*	*	2	1	15
O	5310-225-6993	NUT, HEXAGON, SELF-LOCKING: FILTER MTG BOTTOM, 1/2-13 IN. THD SIZE MS51922-33 (96906)		EA	2					1	16
O	5310-809-5998	WASHER, FLAT: FILTER MTG BOTTOM, 1/2 IN. SCREW SIZE MS27183-18 (96906)		EA	2					1	17
O	5305-044-4153	SCREW, CAP, HEXAGON HEAD: FILTER MTG BOTTOM, 3/8-16 IN. THD SIZE, 1 IN. LG MS90725-109 (96906)		EA	2					1	18
O	5310-087-4652	NUT, HEXAGON, SELF-LOCKING: FITLER MTG, 3/8-16 THD SIZE MS51922-17 (96906)		EA	2					1	19

(1) SMR CODE	(2) FEDERAL STOCK NUMBER	(3) DESCRIPTION  REF NUMBER & MFR CODE	(4) USABLE ON CODE	(5) UNIT OF MEAS	QTY	(6) 15-DAY ORGANIZATIONAL MAINTENANCE ALW				(7) ILLUS- TRATION	
						INC IN UNIT	(A) 1-5	(B) 6-20	(C) 21-50	(D) 51-100	(A) FIG NO
O	5310-627-6128	WASHER, LOCK, EXTERNAL TOOTH: FILTER MTG, 3/8 IN. SCREW SIZE MS35335-35 (96906)		EA	2					1	20
O	5305-619-4718	SCREW, CAP, HEXAGON HEAD: FILTER MTG, 3/8-16 IN. THD SIZE, 3/4 IN. LG MS90725-64 (96906)		EA	2					1	21
O	5310-087-4652	NUT, HEXAGON: GROUND CABLE REEL MTG, 3/8-16 THD SIZE MS51922-17 (96906)		EA	4					1	22
O	5310-627-6128	WASHER, LOCK, EXTERNAL TOOTH: GROUND CABLE REEL MTG, 3/8 IN. SCREW SIZE MS35335-35 (96906)		EA	4					1	23
O	5305-619-4718	SCREW, CAP, HEXAGON HEAD: GROUND CABLE REEL MTG, 3/8-16 THD SIZE, 3/4 IN. LG		EA	4					1	24
X20		FRAME, PUMPING ASSEMBLY 2000-5122 (17807)		EA	1					1	25
O	5310-882-8244	NUT, HEXAGON, SELF-LOCKING: LIFTING LOOP MTG, 7/16 IN. SCREW SIZE		EA	1					1	26
P O	5310-109-8034	WASHER, SPECIAL: LIFTING LOOP MTG, 15/32 IN. ID, 15/16 IN. OD, .065 IN. THK 2000-5128-4 (17807)		EA	4	*	*	*	2	1	27
X20		LIFTING LOOP ASSEMBLY 2000-5128 (17807)		EA	2					1	28
X20		DOOR, RIGHT HAND: W/HINGE 2000-5132-25R (17807)		EA	1					1	29
X20		DOOR, LEFT HAND: INSTRUCTION PLATE W/HINGE 2000-5132-25L (17807)		EA	1					1	30
O	5320-243-8357	RIVET, ALUMINUM: UNIVERSAL HEAD, 1/16 IN. DIA, 5/16 IN. LG MS20470AD2-5 (96906)		EA	16					1	31
X20		NAMEPLATE, W/RIVET 2000-5132-32 (17807)		EA	1					1	32
O	5310-905-0762	NUT, PLAIN, HEXAGON: DOOR STOP MTG, 1/4-20 THD SIZE MS51967-3 (96906)		EA	2					1	33
O	5306-299-2393	BOLT, HEXAGON HEAD: DOOR STOP MTG, 1/4-20 THD SIZE, 3/4 IN. LG XD6 (66289)		EA	2					1	34
X20	4930-735-4407	STOP, DOOR 2000-5132-27 (17807)		EA	2					1	35
P O	5340-109-7716	TIE DOWN ASSEMBLY 2000-5126 (17807)		EA	2	*	*	*	2	1	36
O	5310-225-6993	NUT, PLAIN, HEXAGON: TIE DOWN MTG, 1/2-13 THD SIZE MS51922-33 (96906)		EA	1					1	37
O	5310-809-5998	WASHER, FLAT: TIE DOWN MTG, 1/2 IN. SCREW SIZE MS27183-18 (96906)		EA	1					1	38
O	5310-088-8513	NUT, PLAIN, HEXAGON: LH THD, 1/2-13 THD SIZE MS27952-7 (96906)		EA	1					1	39
O	5310-891-1734	NUT, PLAIN, HEXAGON: RH THD, 1/2-13 THD SIZE MS35691-34 (96906)		EA	1					1	40

(1) SMR CODE	(2) FEDERAL STOCK NUMBER	(3) DESCRIPTION  REF NUMBER & MFR CODE	(4) USABLE ON CODE	(5) UNIT OF MEAS	(6) 15-DAY ORGANIZATIONAL MAINTENANCE ALW				(7) ILLUS- TRATION		
					QTY INC IN UNIT	(A) 1-5	(B) 6-20	(C) 21-50	(D) 51-100	(A) FIG NO	(B) ITEM NO
X1	5340-990-9920	TURNBUCKLE, BODY: 1/2 IN., 6 IN. LG MS279544 (96906)  GROUP 02 - ENGINE ASSEMBLY		EA	1					1	41
P O R	2805-722-3922	ENGINE, GASOLINE MBKND182918 (66289)		EA	1	*	*	*	2	2	1
O	5310-616-3777	NUT, PLAIN, HEXAGON: SWITCH BOX TO BRACKET MTG, NO. 10-24 THD SIZE 101191 (81580)		EA	2					2	2
O	5310-350-4205	WASHER, LOCK: SWITCH BOX TO BRACKET SCREW, NO. 10 SCREW SIZE, EXTERNAL TOOTH MS122052 (96906)		EA	4						
O	5305-013-2859	SCREW, ROUND SLOTTED HEAD: SWITCH AND BRACKET MTG, NO. 10-24 THD SIZE, 1 3/4 IN. LG		EA	2					2	4
P O	2920-883-1101	SWITCH ASSEMBLY: PUSH, PULL, MAGNETO, GROUND WIRE AND SWITCH YD89BC (66289)		EA	1	*	*	*	*	2	5
O	5306-207-9158	BOLT, MACHINE: FUEL TANK AND SWITCH BRACKET MTG, 3/8-16 THD SIZE, 3/4 IN. LG XD25 (66289)		EA	4					2	6
O	5310-637-2534	WASHER, LOCK: FUEL TANK AND SWITCH BRACKET MTG, 13/32 IN. SCREW SIZE PE5 (66289)		EA	4					2	7
X20		BRACKET: SWITCH BOX MTG 115-156 (01400)		EA	1					2	8
O	5310-013-4551	NUT, PLAIN, HEXAGON: TANK MTG, 1/4-20 THD SIZE P077 (66289)		EA	2					2	9
O	5310-543-2705	WASHER, LOCK: TANK MTG, 1/4 IN. SCREW SIZE PE3 (66289)		EA	2					2	10
O	5305-013-3056	SCREW, MACHINE, ROUND HEAD: FUEL TANK MTG, 1/4-20 THD SIZE, 1 1/2 IN. LG XA52 (66289)		EA	2					2	11
X20	2910-672-1914	STRAP: FUEL TANK MTG PG733 (66289)		EA	2					2	12
O	4730-741-0349	ELBOW: PIPE TO TUBE, 7/16 IN. MALE END, 1/8 IN. NPT MALE RF1225 (66289)		EA	2					2	13
X20	2910-447-9287	TUBE ASSEMBLY: METAL, FUEL FILTER TO CARBURETOR RP902 (66289)		EA	1					2	14
X20	2910-740-3354	STAND PIPE: FUEL TANK RM1280A (66289)		EA	1					2	15
P O	2910-740-3350	TANK ASSEMBLY: FUEL WE343ES1 (66289)		EA	1	*	*	*	*	2	16
P O	2910-846-0943	CAP: FUEL TANK RC118 (66289)		EA	1	*	*	*	*	2	17
X20	5340-974-9537	RING, RETAINING: FUEL TANK STRAINER SCREEN PK127A (66289)		EA	1					2	18
P O	4730-812-4303	ELEMENT, STRAINER: SEDIMENT, FUEL TANK RD127C (66289)		EA	1	*	*	*	2	2	19



(1) SMR CODE	(2) FEDERAL STOCK NUMBER	(3) DESCRIPTION  REF NUMBER & MFR CODE	(4) USABLE ON CODE	(5) UNIT OF MEAS	(6) 15-DAY ORGANIZATIONAL MAINTENANCE ALW				(7) ILLUS- TRATION		
					QTY INC IN UNIT	(A) 1-5	(B) 6-20	(C) 21-50	(D) 51-100	(A) FIG NO	(B) ITEM NO
X20		BRACKET: FUEL TANK MTG BK97 (66289)		EA	1					2	20
P O	4730-639-9638	STAINER ASSEMBLY: SEDIMENT 0W480T (78480)		EA	1	*	*	*	2	2	21
X1	2910-358-4317	BOWL: SEDIMENT, GLASS 07759 (78480)		EA	1					2	22
P O	2910-358-5327	STRAINER: SEDIMENT 07762 (78480)		EA	1	*	2	2	4	2	23
P O	2910-282-7557	GASKET: FUEL BOWL MTG 08227 (78480)		EA	1	*	2	2	4	2	24
X1	2910-305-5749	COVER: FUEL STRAINER 07770 (78480)		EA	1					2	25
P O	2805-912-4316	GASKET SET: ENGINE OVERHAUL Q2B (66289)		EA	1	2	4	8	17		
		1-GASKET: CYLINDER HEAD, FSN 2805-919-3099, QD802 (66289)				REF	REF	REF	REF		
		1-GASKET: ENGINE BASE, FSN 2805-376-0398, QD569A (66289)				REF	REF	REF	REF		
		1-GASKET: VALVE INSPECTION PLATE, FSN 2805-268-3448, QD572 (66289)				REF	REF	REF	REF		
		1-GASKET: CARBURETOR MTG, FSN 2910-239-1471, QC53 (66289)				REF	REF	REF	REF		
		2-GASKET: MAIN BEARING PLATE, TAKE OFF END, .003 IN. THK, FSN 5330-298-5170, QD573A (66289)				REF	REF	REF	REF		
		5-GASKET: MAIN BEARING PLATE, TAKE OFF END, .006 IN. THK, FSN 5330-266-2701, QD573 (66289)				REF	REF	REF	REF		
		1-GASKET: MAIN BEARING PLATE, FLYWHEEL END, FSN 2805-244-8184, QD574 (66289)				REF	REF	REF	REF		
		1-GASKET: GOVERNOR YOKE SHAFT, BRACKET, FSN 5330-285-5061, QD571 (66289)				REF	REF	REF	REF		
		1-GASKET: MAGNETO MTG, FSN 2920-047-4530, QD570A (66289)				REF	REF	REF	REF		
		GROUP 03 - CYLINDER, BLOCK, HEAD, CARBURETOR AND AIR CLEANER									
P O	2920-620-0291	CABLE ASSEMBLY: SPECIAL PURPOSE SPARK PLUG YD259 (66289)		EA	1	*	*	*	*	3	1
P O	2920-293-5212	SPARK PLUG XED16 (11583)		EA	1	2	4	8	17	3	2
O	4730-366-6256	PLUG, PIPE: CRANKCASE TIMING INSPECT, 3/8 IN. THD SIZE XK118 (66289)		EA	1					3	5
O	5305-285-8538	SCREW, CAP, HEXAGON HEAD: INSPECTION PLATE MTG, 1/4-20 THD SIZE, 2 IN. LG XD11 (66289)		EA	1					3	6

(1) SMR CODE	(2) FEDERAL STOCK NUMBER	(3) DESCRIPTION  REF NUMBER & MFR CODE	(4) USABLE ON CODE	(5) UNIT OF MEAS	(6) 15-DAY ORGANIZATIONAL MAINTENANCE ALW				(7) ILLUS- TRATION		
					QTY INC IN UNIT	(A) 1-5	(B) 6-20	(C) 21-50	(D) 51-100	(A) FIG NO	(B) ITEM NO
O	5310-285-8538	WASHER, FLAT: INSPECTION PLATE MTG, .265 IN. ID, .437 IN. OD, .040 IN. THK PH30 (66289)		EA	1					3	7
X20	2805-376-0416	PLATE: INSPECTION HOLE COVER SA61 (66289)		EA	1					3	8
X1	2805-268-3448	GASKET: VALVE INSPECTION PLATE QD572 (66289) (COMPONENT OF GASKET SET, FSN 2805-912-4316)		EA	1					3	9
P O	2805-740-0071	PLUG AND GAGE ASSEMBLY: ENGINE OIL LEVEL RJ138A (66289)		EA	1	*	*	*	*	3	12
P O	4730-010-3867	PLUG, PIPE, MAGNETIC: ENGINE BASE OIL DRAIN, SQ HD, 3/8 IN. NPT XK3B (66289)		EA	1	*	*	*	*	3	13
O	5306-207-9152	BOLT, MACHINE: AIR CLEANER SUPPORT BRACKET STRAP, 1/4-20 THD SIZE, 1/2 IN. LG XD4 (66289)		EA	1					3	22
O	5310-261-7341	WASHER, LOCK: BRACKET MTG, 1/4 IN. SCREW SIZE PE3 (66289)		EA	1					3	23
X20		BRACKET, ANGLE: AIR CLEANER TO BRACKET SUPPORT PG338 (66289)		EA	1					3	24
P O	2940-839-6107	INTAKE: AIR CLEANER N76B4 (78940)		EA	1	*	*	*	*	3	25
O	5305-988-1727	SCREW, MACHINE: AIR CLEANER BRACKET MTG, 1/4-20 THD SIZE, 1 IN. LG MS35206-283 (96906)		EA	1					3	26
P O	2910-447-9260	GASKET: AIR CLEANER BRACKET QD647 (66289)		EA	1	*	*	2	2	3	27
P O	2940-675-5751	BRACKET ASSEMBLY: AIR CLEANER TO CARBURETOR B1-264B4S1 (66289)		EA	1	*	*	*	*	3	28
O	5310-012-0367	NUT, PLAIN, HEXAGON: CARBURETOR MTG, 1/4-28 THD SIZE MS35690-425 (96906)		EA	2					3	29
P O	2910-358-4516	CARBURETOR 11193A (79960)		EA	1	*	*	2	2	3	30
X1	2910-239-1471	GASKET, CARBURETOR FLANGE C141-4-17 (79960) (COMPONENT OF GASKET SET, FSN 2805-912-4316)		EA	1					3	31
O	5307-286-0334	STUD, PLAIN: CARBURETOR MTG, 1/4-20 THD SIZE, 1/4-28 THD SIZE, 15/16 IN. LG PC368 (66289)		EA	2					3	32
P O	2805-790-7778	BREATHER, CRANKCASE L031B (66289)		EA	1	*	*	*	*	3	33
P O	2910-594-9067	GASKET KIT: CARBURETOR C181-296 (79960)  GROUP 10 - MUFFLER AND ATTACHING PARTS		EA	1	*	*	2	2		
P O	2990-400-5115	MUFFLER ASSEMBLY: ENGINE EXHAUST 2000-51213 (17807)		EA	1	*	*	*	*	10	1
P O	2990-389-6412	MUFFLER, EXHAUST T1802D (76700)		EA	1	*	*	2	2	10	2

(1) SMR CODE	(2) FEDERAL STOCK NUMBER	(3) DESCRIPTION  REF NUMBER & MFR CODE	(4) USABLE ON CODE	(5) UNIT OF MEAS	(6) 15-DAY ORGANIZATIONAL MAINTENANCE ALW				(7) ILLUS- TRATION		
					QTY INC IN UNIT	(A) 1-5	(B) 6-20	(C) 21-50	(D) 51-100	(A) FIG NO	(B) ITEM NO
X1	2990-624-3634	CAP, EXHAUST 110032 (81859)		EA	1					10	3
O	4730-289-5176	PLUG, PIPE, SQUARE HEAD: MUFFLER DRAIN WWP471 (81348)		EA	1					10	4
O	4730-289-5176	PLUG, PIPE, SQUARE HEAD: MUFFLER DRAIN, 1/2 IN. NPT WWP471 (81348)		EA	1					10	4
O	5310-905-0762	NUT, PLAIN, HEXAGON: BRACKET TO MUFFLER MTG, 1/4-20 THD SIZE MS51967-3 (96906)		EA	4					10	5
O	5310-012-0380	WASHER, LOCK: MUFFLER MTG, 1/4 IN. SCREW SIZE MS35338-25 (96906)		EA	4					10	6
O	5305-225-3839	SCREW, CAP, HEXAGON HEAD: MUFFLER MTG, 1/4-20 THD SIZE, 1 IN. LG MS90725-8 (96906)		EA	4					10	7
X20		BRACKET, SUPPORT: MUFFLER TO FRAME 2000-515-10 (17807)		EA	1					10	8
P O	4730-079-2451	COUPLING, HALF, QUICK DISCONNECT, FEMALE: 1 IN. NPT MS27026-5 (96906)		EA	1	*	*	*	2	10	9
P O	5330-949-5426	GASKET SET: COPPER WIRE REINFORCED ASBESTOS 2000-51510-5 (17807)		EA	1	*	*	2	2	10	10
P O	4320-360-0939	COUPLING, HALF, QUICK DISCONNECT, MALE: 1 IN. NPT MS27022-5 (96906)		EA	1	*	*	*	2	10	11
O	4730-246-9212	ELBOW, STREET: MUFFLER COUPLING TO ENGINE, 1 IN. NPT WWP521TYPE2 (81348)		EA	1					10	12
		GROUP 11 - FLYWHEEL, SHROUD, STARTING ROPE AND SHEAVE									
O	5305-988-1723	SCREW, MACHINE, ROUND HEAD: SHROUD MTG, SIDE, 1/4-20 THD SIZE, 1/2 IN. LG MS35206-279 (96906)		EA	2					11	3
O	5310-261-7341	WASHER, LOCK: SHROUD, SIZE MTG, 1/4 IN. SCREW SIZE PE3 (66289)		EA	2					11	4
X20	2930-839-6109	SHROUD ASSEMBLY: AIR SE53A16S1 (66289)		EA	1					11	5
X20		RIVET, INSTRUCTION PLATE MOUNTING: 1/8 IN. DIA XJ58 (66289)		EA	4					11	7
X20		PLATE, INSTRUCTION, ENGINE SD251 (66289) (GIVE MODEL SPECIFICATION AND SERIAL NO.)		EA	1					11	8
P O	2990-718-6022	ROPE, STARTER, ENGINE U268B (66289)		EA	1	*	2	2	4	11	9
		GROUP 12 - MAGNETO ASSEMBLY									
O	5310-188-7848	NUT, PLAIN, HEXAGON: MAGNETO DRIVE MTG, 5/16-24 THD SIZE PD10 (66289)		EA	1					12	1
O	5310-928-9824	WASHER, LOCK: MAGNETO DRIVE MTG, 5/16 IN. BOLT SIZE PE52A (66289)		EA	3					12	2

(1) SMR CODE	(2) FEDERAL STOCK NUMBER	(3) DESCRIPTION  REF NUMBER & MFR CODE	(4) USABLE ON CODE	(5) UNIT OF MEAS	(6) 15-DAY ORGANIZATIONAL MAINTENANCE ALW				(7) ILLUS- TRATION		
					QTY INC IN UNIT	(A) 1-5	(B) 6-20	(C) 21-50	(D) 51-100	(A) FIG NO	(B) ITEM NO
O	5306-019-3484	BOLT, MACHINE: MAGNETO MTG, UPPER HOLE, 5/16-24 THD SIZE, 2 5/8 IN. LG 193484 (24617)		EA	1					12	3
O	5306-225-8499	BOLT, MACHINE: MAGNETO MTG, LOWER HOLE, 5/16-18 THD SIZE, 1 IN. LG MS35297-34 (96906)		EA	1					12	4
X1	2920-047-4530	GASKET: MAGNETO MTG QD570A (66289) (COMPONENT OF GASKET SET, FSN 2805-912-4316)		EA	1					12	5
X20	2805-672-9510	GEAR, MAGNETO DRIVE GD87C (66289)		EA	1					12	6
P O	2920-790-8746	MAGNETO ASSEMBLY FMPE1B7 (21387)		EA	1	*	*	*	2	12	7
O	5305-281-6387	SCREW ASSEMBLED, WASHER AND CAP: COVER MTG 10S10D (82796)		EA	4					12	8
X1	2920-358-6719	COVER, END J2430A (82796)		EA	1					12	9
P O	2920-523-8602	GASKET: END CAP TO HOUSING K2498 (82796)		EA	1	*	2	2	4	12	10
O	5305-751-8655	SCREW, MACHINE: NO. 8-32 THD SIZE, 5/16 IN. LG 8S5U (82796)		EA	2					12	11
O	5305-647-2056	SCREW, MACHINE: CAPACITOR AND SUPPORT MTG, NO. 8-32 THD SIZE, 1/4 IN. LG 8S4U (82796)		EA	2					12	12
O	5310-794-8555	WASHER, FLAT: CAPACITOR MTG, NO. 8 SCREW SIZE A2492D (82796)		EA	1					12	13
P O	5910-189-5518	CAPACITOR, FIXED PAPER 5XY2433 (21387)		EA	1	*	2	2	4	12	14
O	5310-647-2054	WASHER, LOCK: CONTACT MTG, NO. 8 SCREW SIZE B5969 (82796)		EA	1					12	15
X1	5340-816-4239	RING, RETAINING: FULCUM PIN V1498 (82796)		EA	1					12	16
P O	2920-679-5892	CONTACT ASSEMBLY: ELECTRIC Q2437AX (82796)		EA	1	*	2	2	4	12	17
X1	2920-508-0211	WICK, BREAKER ARM L2788 (82796)		EA	1					12	18
X1	2920-354-0750	CAM, WICK AND HOLDER G2788 (82796)		EA	1					12	19
O	5305-958-5473	SCREW, MACHINE: BEARING SUPPORT, NO. 8-32 THD SIZE, 3/8 IN. LG MS35190-251 (96906)		EA	4					12	20
X1	4530-799-5815	SUPPORT, BEARING BY4631 (82796)		EA	1					12	21
X1	3110-620-6177	BEARING, SLEEVE: ROTOR, CAM END D5949A (82796)		EA	1					12	22
X1		ROTOR, MAGNETIC US2480 (82796)		EA	1					12	23
O	5315-616-5514	KEY, WOODRUFF: ROTOR SHAFT TO IMPULSE COUPLING 3K1 (82796)		EA	1					12	24
X1	3110-144-8998	BEARING, BALL, ANNULAR: ROTOR C5949 (21387)		EA	1					12	25

(1) SMR CODE	(2) FEDERAL STOCK NUMBER	(3) DESCRIPTION  REF NUMBER & MFR CODE	(4) USABLE ON CODE	(5) UNIT OF MEAS	(6) 15-DAY ORGANIZATIONAL MAINTENANCE ALW				(7) ILLUS- TRATION		
					QTY INC IN UNIT	(A) 1-5	(B) 6-20	(C) 21-50	(D) 51-100	(A) FIG NO	(B) ITEM NO
X1	5340-598-2895	CLIP, RETAINING: ROTOR DRIVE END BEARING B1498D (21387)		EA	1					12	26
0	5305-103-2684	SCREW ASSEMBLED WASHER: COIL CLIP, NO. 6-32 THD SIZE, 1 IN. LG 6S3W (82796)		EA	1					12	27
X1	2920-319-5058	CLIP, COIL D6120 (82796)		EA	1					12	28
X1	2920-349-3887	COIL, MAGNETO T2477C (82796)		EA	1					12	29
X1	2920-455-7098	HOUSING, MAGNETO RX2425 (82796)		EA	1					12	30
M 0		WIRE LOCK: IMPULSE COUPLING NUT MANUFACTURE FROM:  WIRE, 4 IN. REQUIRED, FSN 9505-968-4621		EA	1					12	31
0	5310-366-7158	NUT, CASTELLATED, HEXAGON: IMPULSE COUPLING, 3/8-16 THD SIZE M2570 (82796)		EA	1					12	32
X1	2920-286-2712	BEARING, SLEEVE: IMPULSE COUPLING A2572 (82796)		EA	1					12	33
X1		HUB ASSEMBLY: COUPLING S22563 (82796)		EA	1					12	34
X1	2920-354-0741	SPRING, SPIRAL TORSION: IMPULSE COUPLING DRIVE D2565 (82796)		EA	1					12	35
X1	2990-981-0763	COUPLING ASSEMBLY: MAGNETIC LV2563C (82796)		EA	1					12	36
0	5310-285-1591	WASHER, FLAT: ROTOR DRIVE END SEAL, .656 IN. ID, 1.375 IN. OD, .031 IN. THK A2492A (82796)		EA	1					12	37
X1	2920-356-1221	SEAL, PLAIN: MOTOR DRIVE END G3861 (66289)		EA	1					12	38
0		WASHER, FLAT: ROTOR DRIVE END SEAL A2492C (21387)		EA	2					12	39
X1	5340-699-9964	RING, RETAINING: ROTOR DRIVE END SHAFT C1498D (21387)		EA	1					12	40
0	5305-831-0140	SETSCREW S2568 (82796)		EA	1					12	41
0	5305-794-8553	SETSCREW, HOUSING: 5/16-24 THD SIZE, 3/4 IN. LG 31SS12B (82796)		EA	2					12	42
0	5305-855-0971	SCREW, MACHINE: VENT COVER MTG, NO. 6-32 THD SIZE, 1/4 IN. LG MS24629-21 (96906)		EA	1					12	43
X1	2920-714-5869	COVER, VENT: MAGNETO COIL B6030A (21387)		EA	2					12	44
X1	2920-714-5868	SCREEN, VENT C6032B (82796)		EA	2					12	45
X20	2920-447-0295	PLATE: INSTRUCTION SD108 (66289)		EA	1					12	46
		GROUP 13 - PUMP ASSEMBLY									
P O R	4930-110-4074	PUMP ASSEMBLY 2000-5123 (17807)		EA	1	*	*	*	*	13	1

(1) SMR CODE	(2) FEDERAL STOCK NUMBER	(3) DESCRIPTION  REF NUMBER & MFR CODE	(4) USABLE ON CODE	(5) UNIT OF MEAS	(6) 15-DAY ORGANIZATIONAL MAINTENANCE ALW				(7) ILLUS- TRATION		
					(A) INC IN UNIT	(B) 6-20	(C) 21-50	(D) 51-100	(A) FIG NO	(B) ITEM NO	
P O	4730-869-5246	CAP: PROTECTIVE, DUST MS27028-9 (96906) (2 DUST CAPS ARE STORED IN TOOL BOX, 1 1/2 IN. SIZE)		EA	3	*	*	*	*	13	2
O	4730-735-4387	TEE: PUMP OUTLET, 1 1/2 IN. NPT, ADAPTER MALE, 1 1/2 IN., 1 1/2 IN. 635AMA (81718)		EA	1					13	3
O	4730-268-7479	BUSHING: DISCHARGE FLANGE, 1 1/2 IN., 2 IN.		EA	1					13	4
P O	4730-735-4390	COUPLING, HALF, QUICK DISCONNECT: PUMP INLET, 90 DEG ELBOW, 2 IN. FEMALE 2000-88 (01400)		EA	1	*	*	*	2	13	5
P O R	4930-735-4406	PUMP, CENTRIFUGAL: W/O FITTINGS 117-54 (01400)		EA	1	*	*	*	2	13	6
O	5310-732-0558	NUT, PLAIN, HEXAGON: 3/8-16 THD SIZE MS35690-602 (96906)		EA	22					13	7
O	5310-012-0382	WASHER, LOCK: FLANGE AND PUMP MTG, 3/8 IN. SCREW SIZE 120382 (24617)		EA	22					13	8
X20	4730-896-9056	FLANGE, PIPE, PUMP: INLET AND DISCHARGE 115-101 (01400)		EA	2					13	9
P O	5330-735-4439	GASKET: FLANGE MTG 115-116 (01400)		EA	2	*	2	2	4	13	10
O	5307-882-8287	STUD, PLAIN: ENGINE TO COUPLING, 3/8-16 THD SIZE, 1 7/8 IN. LG 120382 (24617)		EA	4					13	11
O	5307-360-0579	STUD, PLAIN: PUMP TO COUPLER FLANGE AND CLEAN OUT COVER, 3/8-16 THD SIZE, 1 1/2 IN. LG 115-91 (01400)		EA	18					13	12
X1		COUPLER, HOUSING: PUMP TO ENGINE 115-86 (01400)		EA	1					13	13
P O	5330-735-4404	GASKET: PUMP TO COUPLER 115-87 (01400)		EA	1	*	2	2	4	13	14
P O	4930-947-5923	SEAL ASSEMBLY, SHAFT 21-1IN (71724)		EA	1	*	2	2	4	13	15
P O	4930-735-4402	IMPELLER, PUMP, CENTRIFUGAL 115-85 (01400)		EA	1	*	*	*	*	13	16
X1		COVER, ACCESS: CLEAN OUT 115-94 (01400)		EA	1					13	17
P O	4930-735-4405	GASKET: CLEAN OUT COVER 115-100 (01400)		EA	1	*	2	2	4	13	18
O	4730-011-3178	PLUG, PIPE: DRAIN, 1 IN. NPT WWP471TYPE1 (81348)		EA	1					13	19
O	4730-011-2578	PLUG, PIPE: CLEAN OUT COVER, 1/4 IN. NPT WWP491TYPE83 (81348)		EA	1					13	20
X1		HOUSING, PUMP 115-59 (01400)		EA	1					13	21
		GROUP 14 - MANIFOLDM HOSE ASSEMBLIES AND FITTINGS									
P O	4720-113-5478	HOSE ASSEMBLY: 1 1/2 IN. ID, 21 IN. LG 2000-82 (17807)		EA	3	*	2	2	2	14	1
P O	4720-718-6023	HOSE ASSEMBLY: MANIFOLD TO PUMP, 2 IN. ID, 22 IN. LG 2000-83 (17807)		EA	1	*	2	2	2	14	2

(1) SMR CODE	(2) FEDERAL STOCK NUMBER	(3) DESCRIPTION  REF NUMBER & MFR CODE	(4) USABLE ON CODE	(5) UNIT OF MEAS	(6) 15-DAY ORGANIZATIONAL MAINTENANCE ALW				(7) ILLUS- TRATION		
					QTY INC IN UNIT	(A) 1-5	(B) 6-20	(C) 21-50	(D) 51-100	(A) FIG NO	(B) ITEM NO
P O	4720-718-6024	HOSE ASSEMBLY: MANIFOLD TO REAR TANK, 2 IN. ID, 44 IN. LG 2000-84 (17807)		EA	1	*	2	2	2	14	3
P O	4720-718-6027	HOSE ASSEMBLY: MANIFOLD TO FOWARD TANK, 2 IN. ID, 107 IN. LG 2000-85 (17807)		EA	1	*	2	2	2	14	4
P O	4730-203-1010	COUPLING, HALF, QUICK DISCONNECT: 1 1/2 IN. PIPE SIZE MS27026-9 (96906)		EA	1	*	2	2	2	14	5
P O	4730-735-4397	SWING, JOINT: HOSE REEL HUB 980-1-1-2 (79515)		EA	2	*	*	*	*	14	6
O	4730-735-4387	TEE, ADAPTER, MALE: 1 1/2 IN., 1 1/2 IN., 1 1/2 NPT 635AMA (81718)		EA	1					14	7
P O	4730-360-0595	GASKET: DUST CAP AND HOSE CONNECTOR, 1 1/2 IN. PIPE SIZE MS27030-5 (96906)		EA	7	*	2	2	2	14	8
P O	4730-735-4388	COUPLING, HALF, QUICK DISCONNECT: ELBOW 90 DEG 150B90 (24869)		EA	2	*	*	*	2	14	9
O	5310-082-4652	NUT, PLAIN, HEXAGON, SELF-LOCKING: 3/8-16 THD SIZE MS51922-17 (96906)		EA	3					14	10
O	5310-627-6128	WASHER, LOCK: EXTERNAL TOOTH, 5/8 IN. SCREW SIZE MS35335-35 (96906)		EA	3					14	11
O	5305-269-3213	SCREW, CAP, HEXAGON HEAD: STEEL, 3/8-16 THD, SIZE, 1 1/4 IN. LG MS90725-62 (96906)		EA	3					14	12
P O	2920-110-3955	MANIFOLD ASSEMBLY 2000-5145 (17807)		EA	1	*	*	*	*	14	13
X1		MANIFOLD 2000-5145-1 (17807)		EA	1					14	14
P O	4730-111-2497	ELBOW, COUPLING: HALF MALE, 2 IN. NPT, 90 DEG 200F90 (24869)		EA	1	*	*	*	*	14	15
X20	4730-915-5127	PLUG, DUST COVER: 2 IN. PIPE SIZE MS27029-11 (96906)		EA	3					14	16
P O	5330-612-2414	GASKET: MANIFOLD COUPLING, 2 IN. HOSE SIZE MS27030-6 (96906)		EA	9	*	2	2	2	14	17
O		PLUG, PIPE, SQUARE HEAD, BRASS 2000-5145-18 (17807)		EA	1					14	18
		GROUP 15 - REEL ASSEMBLY, GROUND CABLE									
P O	4930-563-3666	REEL ASSEMBLY, GROUND 3000-1 (82366)		EA	1	*	*	*	*	15	1
P O	4930-565-7794	MAIN SPRING AND HOUSING ASSEMBLY 30045 (82366)		EA	1	*	*	*	*	15	2
X1		HOUSING 30046 (82366)		EA	1					15	3
X1	5920-675-4948	COVER ASSEMBLY: HOUSING 30052 (82366)		EA	1					15	4
X1	4930-565-7790	GUIDE: CABLE OUTLET 30019 (82366)		EA	1					15	5
O		NUT, PLAIN, HEXAGON: CABLE GUIDE ATTACHING 155P10 (82366)		EA	1					15	6

(1) SMR CODE	(2) FEDERAL STOCK NUMBER	(3) DESCRIPTION  REF NUMBER & MFR CODE	(4) USABLE ON CODE	(5) UNIT OF MEAS	(6) 15-DAY ORGANIZATIONAL MAINTENANCE ALW				(7) ILLUS- TRATION		
					QTY INC IN UNIT	(A) 1-5	(B) 6-20	(C) 21-50	(D) 51-100	(A) FIG NO	(B) ITEM NO
O	5305-013-2684	SCREW, MACHINE: GROUND STRAP MTG, 6-32 THD SIZE, 5/16 IN. LG 2P100-1 (82366)		EA	2					15	7
O	5310-010-6495	WASHER, LOCK: GROUND STRAP MTG, NO. 6 SCREW SIZE MS35338-3 (96906)		EA	2					15	8
P O	5920-675-4952	STRAP, GROUND 27016 (82366)		EA	1	*	*	*	*	15	9
O	5310-740-0124	NUT, PLAIN, HEXAGON: DRUM COVER AND CLIP MTG, 1/4-20 THD SIZE 151P15 (82366)		EA	4					15	10
O	5310-740-0123	WASHER, LOCK: DRUM COVER AND RELEASE LEVER MTG, 1/4 IN. SCREW SIZE 101P4 (82366)		EA	4					15	11
P O	4930-705-5431	MAIN SHAFT ASSEMBLY 30051 (82366)		EA	1	*	*	*	*	15	12
O	5310-220-6794	NUT, PLAIN, HEXAGON: SCROLL LOCK LEVER MTG, NO. 8-24 THD SIZE		EA	1					15	13
O	5310-010-6496	WASHER, LOCK: SCROOL LOCK LEVER MTG, NO. 8 SCREW SIZE MS35338-4 (96906)		EA	1					15	14
O	5305-151-3037	SCREW, ROUND HEAD: SCROLL LOCK LEVER MTG, 8/24 IN. THD SIZE, 3/8 IN. LG 5P1001-1 (82366)		EA	1					15	15
O	5310-754-4398	WASHER, LOCK: SCROLL LOCK LEVER MTG, NO. 8 SCREW SIZE 102P10 (82366)		EA	1					15	16
O	5305-011-3953	SCREW, MACHINE: TENSION RELEASE LEVER MTG, 1/4-20 IN. THD SIZE, 5/16 IN. LG 2P102 (82366)		EA	1					15	17
O	5310-012-1637	WASHER, LOCK: TENSION RELEASE AND CLIP, MTG, 1/4 IN. SCREW SIZE 103P25 (82366)		EA	1					15	18
P O	4930-735-4371	CABLE ASSEMBLY 30068 (82366)		EA	1	*	*	*	*	15	19
P O	5940-260-0447	CLIP, ELECTRIC 30056 (82366)		EA	2	*	*	*	*	15	20
O	5310-772-3887	NUT, PLAIN, HEXAGON: CLIP MTG, 1/4-20 THD SIZE 151P20 (82366)		EA	1					15	21
O	5310-012-1637	WASHER, LOCK: CLIP MTG, 1/4 IN. SCREW SIZE 101P10 (82366)		EA	1					15	22
O	5305-068-0500	SCREW, MACHINE: CLIP MTG, 1/4 THD SIZE, 1/2 IN. LG 5P100-1 (82366)		EA	1					15	23
O	5310-010-6260	WASHER, FLAT: CLIP MTG 1/4 IN. SCREW SIZE 126P15 (82366)		EA	1					15	24
XI	4930-675-4947	STOP ASSEMBLY 30055 (82366)		EA	2					15	25
O	5310-740-0124	NUT, PLAIN, HEXAGON: CABLE STOP MTG, 8-32 THD SIZE 151P15 (82366)		EA	2					15	26
O	5310-740-0123	WASHER, LOCK: CABLE STOP MTG, NO. 8, SCREW SIZE 101P4 (82366)		EA	2					15	27
O	5305-251-8656	SCREW, MACHINE: CABLE STOP MTG 2P101-3 (82366)		EA	2					15	28



(1) SMR CODE	(2) FEDERAL STOCK NUMBER	(3) DESCRIPTION  REF NUMBER & MFR CODE	(4) USABLE ON CODE	(5) UNIT OF MEAS	(6) QTY INC IN UNIT	(6) 15-DAY ORGANIZATIONAL MAINTENANCE ALW				(7) ILLUS- TRATION	
						(A) 1-5	(B) 6-20	(C) 21-50	(D) 51-100	(A) FIG NO	(B) ITEM NO
X1		CABLE 30069 (82366)		EA	2					15	29
X1	5340-564-2368	BUMPER, RUBBER: CABLE STOP 27077 (82366)		EA	2					15	30
		GROUP 16 - FILTER ASSEMBLY									
P O	4930-110-3953	FILTER SEPARATOR ASSEMBLY 2000-606 (17807)		EA	1	*	*	*	*	16	1
X20		CLAMP, RIM CLENCHING 2000-167 (17807)		EA	1					16	2
O	5310-269-4040	NUT, LOCK, HEXAGON: CLAMP MTG, 5/8-11 THD SIZE MS51922-49 (96906)		EA	2					16	3
O	5310-823-8803	WASHER, FLAT: CLAMP MTG, 5/8 IN. SCREW SIZE MS15795-20 (96906)		EA	2					16	4
O	5306-012-6858	BOLT, MACHINE, HEXAGON HEAD: BASE MTG, 5/8-11 THD SIZE, 3 1/2 IN. LG		EA	2					16	5
X20		COVER, FLUID FILTER 2000-606-11 (17807)		EA	1					16	6
P O	5330-171-4827	PACKING, PREFORMED, RUBBER 2000-606-10 (17807)		EA	1	*	2	2	4	16	7
O	5310-274-9337	NUT, WING: RETAINER MTG, 1/2-13 THD SIZE		EA	1						
O	5310-655-9545	WASHER, FLAT: CANNISTER RETAINER MTG, 1/2 IN. SCREW SIZE MS15795-718 (96906)		EA	1					16	9
X20		RETAINER, CANNISTER 2000-606-12 (17807)		EA	1					16	10
P O	4930-072-6700	CANNISTER ASSEMBLY 050205 (06840)		EA	4	*	*	*	*	16	11
P O	4330-983-0998	ELEMENT, FILTER, DOD MILP52308 (81349)		EA	4	2	4	8	17	16	12
X20		ROD, THREADED, END: CANNISTER RETAINER 2000-606-15 (17807)		EA	1					16	13
O	5310-913-5474	NUT, JAM, HEXAGON, BRASS: ROD MTG 2000-36452-3 (17807)		EA	1					16	14
O	4730-735-4408	BUSHING, REDUCING, BRASS: 1 IN. MALE NPT, 1/2 IN, FEMALE NPT 115-5-7 (01400)		EA	1					16	15
O	4730-011-3176	PLUG, PIPE, BRASS: FILTER DRAIN, 1/2-14 THD SIZE 115-5-19 (01400)		EA	1					16	16
P O	6685-735-4391	GAGE, PRESSURE: 0-100 PSI, 1/4 IN. NPT, MALE 20-1000AS02B (38056)		EA	2	*	*	*	2	16	17
P O	3895-422-9639	INDICATOR, SIGHT, LIQUID 20-104-1-2 (72219)		EA	1	*	*	*	*	16	18
X1		ROD, GLASS GUARD 2620 (72219)		EA	2					16	19
P O	9340-735-4451	TUBE, GLASS 2000-606-25 (17807)		EA	1	*	2	2	4	16	20
P O	5330-978-8857	WASHER, NONMETALLIC: SIGHT GAGE GLASS MTG D1600 (72219)		EA	2	*	2	2	4	16	21

(1) SMR CODE	(2) FEDERAL STOCK NUMBER	(3) DESCRIPTION  REF NUMBER & MFR CODE	(4) USABLE ON CODE	(5) UNIT OF MEAS	(6) QTY INC IN UNIT	15-DAY ORGANIZATIONAL MAINTENANCE ALW				(7) ILLUS- TRATION (A) (B)	
						(A) 1-5	(B) 6-20	(C) 21-50	(D) 51-100	(A) FIG NO	(B) ITEM NO
P O	4930-735-4449	VALVE, CROSS, LOWER 20-104L (72219)		EA	1	*	*	*	*	16	22
P O	4930-735-4450	VALVE, ANGLE, UPPER 20-104O (72219)		EA	1	*	*	*	*	16	23
X20		HOSE, DRAIN, RUBBER: 5/16 IN. ID, 3/8 IN. LG 2000-606-21 (17807)		EA	1					16	24
X20		CLAMP, HOSE, BRASS: 5/16 IN. HOSE SIZE 63Y11 (01400)		EA	1					16	25
O	4820-554-8391	COCK, DRAIN, BRASS: 1/2 IN. NPT MS35785-4 (96906)		EA	1					16	26
O		ELBOW, STREET, BRASS: DRAIN COCK MTG, 1/2-14 THD SIZE SE1590 (01400)		EA	1					16	27
P O	4930-110-3954	FILTER, BODY 2000-606-37 (17807)		EA	1	*	*	*	*	16	28
X20		DECAL, INSTRUCTION, SCOTCHAL 2000-606-38 (17807)		EA	1						
		GROUP 17 - NOZZLE ASSEMBLY									
P O	4930-774-5302	NOZZLE ASSEMBLY: FUEL AND OIL 5M (09310)		EA	2	*	*	*	*	17	1
X1		PIN, ROLL 9361-15 (09310)		EA	2					17	2
X1		GUARD, LEVER 9590-2A (09310)		EA	1					17	3
X1		PIN, ROLL 9361-16 (09310)		EA	1					17	4
X1		LEVER 9590-5A (09310)		EA	1					17	5
X1		CAP 9950-4B (09310)		EA	1					17	6
X1		PACKING 9590-14 (09310) (COMPONENT OF KIT, FSN 4930-770-8430)		EA	1					17	7
X1		GLAND, PACKING 9590-15 (09310)		EA	1					17	8
X1		RETAINER, SPRING 9361-30B (09310)		EA	1					17	9
X1		SPRING 9361-34A (09310)		EA	1					17	10
X1		STEM 13601-5A (09310)		EA	1					17	11
X1		PIN, COTTER 9117-14 (09310) (COMPONENT OF KIT, FSN 4930-770-8430)		EA	1					17	12
O		NUT, LOCK 13601-65 (09310)		EA	1					17	13
O		WASHER 13601-13 (09310)		EA	1					17	14
X1		DISC, RELIEF VALVE 13601-4 (09310) (COMPONENT OF KIT, FSN 4930-770-8430)		EA	1					17	15

(1) SMR CODE	(2) FEDERAL STOCK NUMBER	(3) DESCRIPTION  REF NUMBER & MFR CODE	(4) USABLE ON CODE	(5) UNIT OF MEAS	(6) QTY INC IN UNIT	(6) 15-DAY ORGANIZATIONAL MAINTENANCE ALW				(7) ILLUS- TRATION	
						(A) 1-5	(B) 6-20	(C) 21-50	(D) 51-100	(A) FIG NO	(B) ITEM NO
X1		O RING 13601-64 (09310) (COMPONENT OF KIT), FSN 4930-770-8430		EA	1					17	16
X1		BODY, RELIEF VALVE 13601-6A (09310)		EA	1					17	17
X1		NUT: DISC MTG 9590-23 (09310)		EA	1					17	18
X1		BODY, MAJOR VALVE 9590-21 (09310)		EA	1					17	19
X1		DISC, MAJOR VALVE 13601-3 (09310) (COMPONENT OF KIT, FSN 4930-770-8430)		EA	1					17	20
O		WASHER 6552 (09310)		EA	1					17	21
X1		O RING 9590-6 (09310) (COMPONENT OF KIT, FSN 4930-770-8430)		EA	1					17	22
X1		TUBE ASSEMBLY SA9590-3 (09310)		EA	1					17	23
X1	4730-764-6689	STRAINER ASSEMBLY SA9590-2 (09310)		EA	1					17	24
X20		SCREW: CABLE, EYELET MTG 5931-1 (09310)		EA	1					17	25
P O	6150-110-8425	CABLE ASSEMBLY, GROUND 826D4 (09310)		EA	1	*	*	*	*	17	26
X1		CLIP, ELECTRICAL: GROUND CABLE 6044 (09310)		EA	1					17	27
X1		CABLE, GROUND 6802B (09310)		EA	1					17	28
X1		EYELET: CABLE MTG 6803 (09310)		EA	1					17	29
X1		DUST CAP ASSEMBLY SA9590-1 (09310)		EA	1					17	30
X1		DUST CAP 5795-1A (09310)		EA	1					17	31
X1	4730-603-7463	SPRING, EXTENSION: DUST CAP HOLDER 8354-5 (09310)		EA	1					17	32
X1		S HOOK: CHAIN TO DUST CAP AND NOZZLE BODY 9590-17 (09310)		EA	2					17	33
X1		CHAIN: DUST CAP HOLDER 9590-18 (09310)		EA	1					17	34
X1		BODY 9590-1C (09310)		EA	1					17	35
P O	4730-203-1010	COUPLING, HALF, QUICK DISCONNECT MS27026-9 (96906)		EA	1	REF	REF	REF	REF	17	36
P O	4730-360-0595	GASKET: COUPLING MS27030-5 (96906)		EA	1	REF	REF	REF	REF	17	37
P O	4930-770-8430	KIT, FUEL NOZZLE X5M7102RK (09310)		EA	1	*	2	2	4		
		1-PACKING: 9590-14 (09310)				REF	REF	REF	REF		
		1-PIN, COTTER: 9117-14 (09310)				REF	REF	REF	REF		

(1) SMR CODE	(2) FEDERAL STOCK NUMBER	(3) DESCRIPTION  REF NUMBER & MFR CODE	(4) USABLE ON CODE	(5) UNIT OF MEAS	(6) 15-DAY ORGANIZATIONAL MAINTENANCE ALW				(7) ILLUS- TRATION		
					(A) 1-5	(B) 6-20	(C) 21-50	(D) 51-100	(A) FIG NO	(B) ITEM NO	
		1-DISC, RELIEF VALVE: 13601-4 (09310)			REF	REF	REF	REF			
		1-O-RING: 13601-64 (09310)			REF	REF	REF	REF			
		1-DISC, MAJOR VALVE: 13601-3 (09310)			REF	REF	REF	REF			
		1-O-RING: 9590-6 (09310)			REF	REF	REF	REF			
		GROUP 18 - REEL ASSEMBLY, HOSE									
P O	4930-735-4381	REEL, FUELING HOSE: LH 115-201 (01400)		EA	1	*	*	*	*	18	1
P O	4930-735-4380	REEL, FUELING HOSE: RH 115-200 (01400)		EA	1	*	*	*	*	18	1
O	5305-071-2232	SCREW, CAP, HEXAGON HEAD: SPRING HOUSING MTG, 1/4-20 THD SIZE, 3 1/4 IN. LG MS90725-19 (96906)		EA	6					18	2
O	5310-012-0380	WASHER, LOCK: RIM AND SPRING HOUSING MTG, 1/4 IN. SCREW SIZE MS35338-25 (96906)		EA	20					18	3
X20		HOUSING ASSEMBLY, SPRING: LH 115-233 (01400)		EA	1					18	4
X20		HOUSING ASSEMBLY, SPRING: RH 115-232 (01400)		EA	1					18	4
O	5310-732-0558	NUT, PLAIN, HEXAGON: GUIDE ASSEMBLY MTG, 3/8-16 THD SIZE MS51967-8 (96906)		EA	10					18	5
O	5310-012-0382	WASHER, LOCK: GUIDE ASSEMBLY MTG, 3/8 IN. SCREW SIZE 120382 (24617)		EA	10					18	6
O	5305-619-4718	SCREW, CAP, HEXAGON HEAD: RIM SUPPORT GUIDE AND ROLLER BRACKET MTG, 3/8-16 THD SIZE, 3/4 IN. LG MS35291-58 (96906)		EA	22					18	7
P O	4930-110-3950	BRACKET ASSEMBLY: ROLLER 115-206 (01400)		EA	1	*	*	*	*	18	8
X1		PLATE ASSEMBLY: OUTSIDE, LH 115-215 (01400)		EA	1					18	9
X1		PLATE, ASSEMBLY: OUTSIDE, RH 115-216 (01400)		EA	1					18	9
O	5305-282-2015	SETSCREW: NO. 10-24 THD SIZE, 1/4 IN. LG S316145S (01400)		EA	2					18	10
X1	4930-735-4377	ROLLER, HORIZONTAL 115-58-2 (01400)		EA	2					18	11
X1	4930-735-4375	ROLLER, VERTICAL 115-58-1 (01400)		EA	2					18	13
X1	4930-735-7374	AXLE, VERTICAL 115-99-1 (01400)		EA	2					18	14
O	5305-012-5843	SETSCREW, SOCKET HEAD: CUP POINT, 3/8-16 THD SIZE, 3/8 IN. LG		EA	1					18	15
P O	3040-110-3951	COLLAR, HUG: RETAINING C200 (01400)		EA	1	*	*	*	*	18	16
X1		PLATE ASSEMBLY: INSIDE, LH 115-217 (01400)		EA	1					18	17
X1		PLATE ASSEMBLY: INSIDE, RH 115-218 (01400)		EA	1					18	17

(1) SMR CODE	(2) FEDERAL STOCK NUMBER	(3) DESCRIPTION  REF NUMBER & MFR CODE	(4) USABLE ON CODE	(5) UNIT OF MEAS	(6) 15-DAY ORGANIZATIONAL MAINTENANCE ALW				(7) ILLUS- TRATION		
					QTY INC IN UNIT	(A) 1-5	(B) 6-20	(C) 21-50	(D) 51-100	(A) FIG NO	(B) ITEM NO
X1		FLANGE, BEARING 115-24 (01400)		EA	1					18	18
P O	3120-735-4452	BEARING, SLEEVE 115-197 (01400)		EA	2	*	*	*	*	18	19
X1	4930-871-2996	WHEEL, RATCHET: LH 115-52L (01400)		EA	1					18	20
X1	4930-735-4378	WHEEL, RATCHET: RH 115-52R (01400)		EA	1					18	20
X1		RIM, SUPPORT 115-235 (01400)		EA	1					18	21
O	5305-068-0501	SCREW, CAP, HEXAGON HEAD: RIM MTG, 1/4-20 THD SIZE, 5/8 IN. LG MS32291-5 (96906)		EA	14					18	22
X1		RIM, REEL: INSIDE 115-54-1 (01400)		EA	1					18	23
X1		RIM, REEL: OUTSIDE 115-54-2 (01400)		EA	1					18	24
O	5310-905-0762	NUT, PLAIN, HEXAGON: RIM MTG, 1/4-20 THD SIZE MS51967-3 (96906)		EA	14					18	25
X1		SPINDLE, SPACER, REEL 115-234 (01400)		EA	1					18	26
P O	4930-110-3952	PIPE ASSEMBLY 115-241 (01400)		EA	1	*	*	*	*	18	27
X1		COUPLING, HALF 115-243 (01400)		EA	1					18	28
X1		PIPE, ANGLE 115-242 (01400)		EA	1					18	29
X1		HUB ASSEMBLY 115-29 (01400)		EA	1					18	30
GROUP 19 - STORAGE TANK ASSEMBLY											
O	5315-845-7787	PIN, COTTER: LIFTING EYE MTG, 1/8 IN. DIA, 1 1/2 IN. LG MS24665-289 (96906)		EA	4					19	2
O	5310-763-8921	NUT, CASTELLATED HEXAGON HEAD: LIFTING EYE MTG, 3/4-10 THD SIZE MS51967-23 (96906)		EA	4					19	3
O	5310-342-5293	WASHER, FLAT: LIFTING EYE MTG, 3/4 IN. SCREW SIZE 1020-36528-6 (17807)		EA	4					19	4
O	5305-820-1739	SCREW, CAP, HEXAGON HEAD: LIFTING EYE MTG, 3/4-10 THD SIZE, 2 3/4 IN. LG MS51105-464 (96906)		EA	4					19	5
X20		EYE, LIFTING 1020-36528-3 (17807)		EA	4					19	6
O	5305-044-4153	SCREW, CAP, HEXAGON HEAD: LIFTING BRACKET MTG, 1/2-13 THD SIZE, 1 IN. LG MS90725-109 (96906)		EA	16					19	7
O	5310-809-5998	WASHER, LOCK: LIFTING EYE BRACKET MTG, 1/2 IN. SCREW SIZE MS27183-18 (96906)		EA	16					19	8
X20		BRACKET, LIFTING EYE 2000-36528-2 (17807)		EA	4					19	9
O	5305-809-9385	SETScrew, SOCKET HEAD: COLLAR MTG, 1/4-20 THD SIZE, 1/2 IN. LG MS51021-60 (96906)		EA	1					19	10

(1) SMR CODE	(2) FEDERAL STOCK NUMBER	(3) DESCRIPTION  REF NUMBER & MFR CODE	(4) USABLE ON CODE	(5) UNIT OF MEAS	(6) 15-DAY ORGANIZATIONAL MAINTENANCE ALW				(7) ILLUS- TRATION		
					QTY INC IN UNIT	(A) 1-5	(B) 6-20	(C) 21-50	(D) 51-100	(A) FIG NO	(B) ITEM NO
O	5315-200-3183	PIN, SPRING: .187 IN. DIA, 1 3/8 IN. LG MS16562-240 (96906)		EA	1					19	11
X20		KEY 1020-36525-1 (17807)		EA	1					19	12
X20		COLLAR 1020-36525-3 (17807)		EA	1					19	13
X20		ROD: DRAIN VALVE 1020-36525-24 (17807)		EA	1					19	14
X20		SUPPORT ASSEMBLY: DRAIN VALVE ROD 2000-36460 (17807)		EA	1					19	15
P O	5330-733-2208	O RING MS29513-112 (96906)		EA	2	*	*	2	2	19	17
X20	4820-777-6925	VALVE ASSEMBLY: DRAIN 2000-36454 (17807)		EA	1					19	18
O	5305-013-2264	SCREW, MACHINE: RETAINER MTG, 1/4-20 THD SIZE, 3/4 IN. LG 1020-36454-1 (17807)		EA	3					19	19
X1		PIN, STEM 1020-36454-4 (17807)		EA	1					19	20
X1		RETAINER, STEM 1020-36454-6 (17807)		EA	1					19	21
P O	4820-777-6934	SCREW, WASHER: STEM MTG 1020-36454-7 (17807) (NYLON, N31B1024B)		EA	1	*	*	*	*	19	22
P O	4820-781-4768	GASKET: STEM MTG, 11/16 IN. OD, 3/16 IN. ID, 1/4 IN. THK 1020-36454-8 (17807)		EA	1	*	*	2	2	19	23
X1		STEM: VALVE 1020-36454-5 (17807)		EA	1					19	24
P O	5330-063-9787	GASKET: BASE, 2 7/8 IN. OD, 1 3/4 IN. ID, 1/8 IN. THK 1020-36454-3 (17807)		EA	1	*	*	2	2	19	25
X1		BASE 2000-36454-2 (17807)		EA	1					19	26
O		ELBOW: BRASS, 1/2 IN. NPT, 3/4 IN. HOSE SIZE, 90 DEG 2000-36454-9 (17807)		EA	1					19	27
X20		ROD: LOWER OPERATING 2000-36452-9 (17807)		EA	1					19	28
X20		BALE, ADJUSTING 2000-36452-8 (17807)		EA	1					19	29
O	5310-685-6850	NUT, JAM, BRASS: SUPPORT ASSEMBLY MTG, 1/2-13 THD SIZE 2000-36452-3 (17807)		EA	1					19	30
X20		ROD: UPPER OPERATING 2000-36452-456 (17807)		EA	1					19	31
X20		ROD, SUPPORT ASSEMBLY: TOP OPERATING 2000-36452-7 (17807)		EA	1					19	32
X20		PIN, ROLL: LEVER MTG, 5/16 IN. DIA, 2 IN. LG 2000-36452-2 (17807)		EA	1					19	34
X20		LEVER, CAM 2000-36452-1 (17078)		EA	1					19	35
X20		COVER ASSEMBLY: HAND PUMP, PORT 2000-36461 (17807)		EA	1					19	36
X1		COVER: HAND PUMP, PORT 2000-36461-1 (17807)		EA	1					19	37

(1) SMR CODE	(2) FEDERAL STOCK NUMBER	(3) DESCRIPTION  REF NUMBER & MFR CODE	(4) USABLE ON CODE	(5) UNIT OF MEAS	(6) 15-DAY ORGANIZATIONAL MAINTENANCE ALW				(7) ILLUS- TRATION		
					(A) INC IN UNIT	(B) 6-20	(C) 21-50	(D) 51-100	(A) FIG NO	(B) ITEM NO	
P O	5330-763-2628	GASKET: HAND PUMP, PORT 2000-36461-2 (17807)		EA	1	*	*	2	2	19	38
O	5310-225-6993	NUT, SELF-LOCKING, HEXAGON: VALVE MTG, 1/2-13 THD SIZE MS51922-33 (96906)		EA	6					19	39
O	5310-584-5272	WASHER, LOCK: VALVE MTG, 1/2 IN. SCREW SIZE MS35338-48 (96906)		EA	6					19	40
X20		RING, BACK-UP ASSEMBLY 1020-36419 (17807)		EA	1					19	41
P O	5330-063-2506	GASKET: ROUND CORK, COMPRESSED 1020-3649 (17807)		EA	2	*	*	2	2	19	42
P O	5340-823-5318	CAP, DUST: 2 IN. SIZE MS27028-11 (96906)		EA	1	*	*	*	*	19	43
P O	5330-612-2414	GASKET: TANK DRAIN COVER, 2 IN. SIZE MS27030-6 (96906)		EA	1	REF	REF	REF	REF	19	44
X1		CHAIN, W/RINGS 110-6 (17807)		EA	1					19	45
X20		VALVE ASSEMBLY 113-75 (01400)		EA	1					19	46
O	5305-013-9703	SETScrew: DOG POINT, 1/4-20 THD SIZE, 3/8 IN. LG		EA	1						
O	5310-269-4040	NUT, SELF-LOCKING: TIE DOWN ASSEMBLY MS51922-49 (96906)		EA	2					19	48
O	5310-828-6653	WASHER, LOCK: TIE DOWN ASSEMBLY, 5/8 IN. SCREW SIZE MS35338-50 (96906)		EA	2					19	49
X20	5430-794-6970	LOOP, DRAG 1020-3641650 (17807)		EA	4					19	50
P O	5430-794-6969	HOLD DOWN ASSEMBLY 1020-36436 (96906)		EA	8	*	*	*	*	19	51
O	5310-720-8240	NUT, JAM: RH, 1/2-13 THD SIZE MS35691-34 (96906)		EA	1					19	52
O	5310-088-8513	NUT, JAM: LH, 1/2-13 THD SIZE MS27952-7 (96906)		EA	1					19	53
P O	4720-115-2439	HOSE, RUBBER: REAR TANK DRAIN 2000-88 (17807) (STORED IN TOOL BOX, 3/4 IN. ID, 5 FT LG)		EA	1	*	*	*	*	19	55
P O	4730-113-5480	HOSE, RUBBER: FRONT TANK DRAIN 200-87 (17807) (STORED IN TOOL BOX, 3/4 IN. ID, 10 FT LG)		EA	1	*	*	*	*	19	55
X20		CLAMP, HOSE, ADJUSTABLE: 3/4 IN. ID 2000-88 (17807)		EA	2					19	56
P O	5430-794-6946	COVER ASSEMBLY: TANK MANHOLE FX1097SA (12718)  GROUP 20 - ACCESSORY		EA	2	*	*	*	*	19	57
P O	5430-794-6946	COVER ASSEMBLY: TANK MANHOLE FX1097SA (12718)		EA	2	*	*	*	*	20	
O	5315-059-0140	PIN, COTTER: 3/64 IN. DIA, 1 IN. LG 887-23D (12718)		EA	6					20	1
P O	5310-732-6278	NUT, WING, SPECIAL 887-23C (12718)		EA	6	*	*	2	2	20	2

(1) SMR CODE	(2) FEDERAL STOCK NUMBER	(3) DESCRIPTION  REF NUMBER & MFR CODE	(4) USABLE ON CODE	(5) UNIT OF MEAS	(6) QTY INC IN UNIT	(6) 15-DAY ORGANIZATIONAL MAINTENANCE ALW				(7) ILLUS- TRATION (A) (B)	
						(A) 1-5	(B) 6-20	(C) 21-50	(D) 51-100	(A) FIG NO	(B) ITEM NO
O	5310-010-3320	WASHER, LOCK: MANHOLE COVER MTG, 3/8 IN. SCREW SIZE 887-23E (12718)		EA	6					20	3
P O	5340-794-6949	HOOK, CLAMP 887-23B (12718)		EA	6	*	*	2	2	20	4
P O	5306-324-0263	BOLT, HOOK: MANHOLE COVER RETAINING 887-23A (12718)		EA	6	*	*	2	2	20	5
X1		COVER, MANHOLE 1097SA1 (12718)		EA	1					20	6
X20		BOLT, W/NUT, HEXAGON HEAD: HINGE MTG, 5/16-18 THD SIZE, 3 1/2 IN. LG 1097-8 (12718)		EA	2					20	7
X1		CAM, CLOSING 1097A4 (12718)		EA	1					20	8
X20		ADJUSTING ASSEMBLY: HINGE 1097-5 (12718)		EA	1					20	9
X1		HINGE: MANHOLE COVER MTG 1097A3 (12718)		EA	1						
P O	2510-732-6270	GASKET: MANHOLE COVER 887-22 (12718)		EA	1	*	*	*	2	20	11
X1		RING, LOCK 997R6 (12718)		EA	1					20	12
O	5310-692-9944	WASHER, SPRING 887-4 (12718)		EA	1					20	13
P O	5340-345-4838	PLUG, FUSIBLE FX887-11 (12718)		EA	1	*	*	*	*	20	14
X1		COVER: MANHOLE FX997A2 (12718)		EA	1					20	15
X20	2510-334-8069	VENT, TRIPLEX: MANHOLE COVER T37 (12718)		EA	1					20	16
P O	5430-794-6947	GASKET: COVER MTG FX997-12 (12718)		EA	1	*	2	2	2	20	17
X20		DECAL SET 2000-36400 (17807) (INCLUDES ALL DECALS REQUIRED)		EA	1						
X20		EXTINGUISHER, FIRE (W/BRACKETS) KGCL0 (99539)		EA	1						
P O	5340-823-5316	PLUG: PROTECTIVE, DUST, 1 1/2 IN. SIZE MS27029-9 (96906)		EA	1	*	*	*	*		
P O	4730-951-3298	COUPLING, HALF REDUCER 2 IN., HALF, 1 1/2 IN. FEMALE MS49000-13 (96906)		EA	1	*	*	*	*		



(1) SMR CODE	(2) FEDERAL STOCK NUMBER	(3) DESCRIPTION  REF NUMBER & MFR CODE	(4) USABLE ON CODE	(5) UNIT OF MEAS	QTY INC IN UNIT	(6) 30-DAY DS MAINT ALLOWANCE			(7) 30-DAY GS MAINT ALLOWANCE			(8) 1-YR ALW PER 100 EQUIP CNTGY	(9) ILLUS- TRATION	
						(A)	(B)	(C)	(A)	(B)	(C)		(A)	(B)
SECTION V - REPAIR PART SPOR DS AND GS MAINTENANCE						1-20	21-50	51-100	1-20	21-50	51-100	FIG NO	ITEM NO	
		GROUP 01 - PUMPING ASSEMBLY												
P O R	4320-929-5325	PUMPING ASSEMBLY P2000 (17807)		EA	1	*	*	*	*	*	2	6	1	1
P O R	4320-929-5325	PUMP AND ENGINE ASSEMBLY 2000-5121323 (17807)		EA	1	*	2	2	*	2	2	12	1	2
O	5310-087-4652	NUT, HEXAGON, SELF-LOCKING: PUMP ENGINE AND FRAME MTG, 3/8-16 THD SIZE MS51922-17 (96906)		EA	10								1	3
O	5310-637-9541	WASHER, LOCK: PUMP TO BASE MTG, 3/8 IN. SCREW SIZE MS35338-46 (96906)		EA	2								1	4
O	5305-269-3216	SCREW, CAP, HEXAGON HEAD: PUMP MTG, 3/8-16 THD SIZE, 2 IN. LG MS90725-66 (96906)		EA	2								1	5
XI		BASE: ENGINE AND PUMP MTG 2000-51223 (17807)		EA	1								1	6
O	5306-428-8915	SCREW, CAP, HEXAGON HEAD: ENGINE BASE MTG, 3/8-16 THD SIZE, 2 IN. LG 6905923 (24446)		EA	8								1	7
O	5310-627-6128	WASHER, LOCK, EXTERNAL TOOTH: ENGINE AND BASE MTG, 3/8 IN. SCREW SIZE MS35335-35 (96906)		EA	8								1	8
O	5305-269-3214	SCREW, CAP, HEXAGON HEAD: REEL MTG, 3/8-16 THD SIZE, 1 1/2 IN. LG MS90725-64 (96906)		EA	6								1	9
O	5310-627-6128	WASHER, LOCK, EXTERNAL TOOTH: REEL MTG, 3/8 IN. SCREW SIZE MS35335-35 (96906)		EA	14								1	10
O	5310-087-4652	NUT, LOCK: REEL MTG, 3/8-16 THD SIZE MS51922-17 (96906)		EA	14								1	11
O	5305-269-3211	SCREW, CAP, HEXAGON HEAD: REEL MTG, 3/8-16 THD SIZE, 1 IN. LG MS90725-60 (96906)		RA	8								1	12
P O	4930-110-4073	REEL ASSEMBLY: FUELING HOSE, RH 2000-51212 (17807)		EA	1	*	*	*	*	*	*	5	1	13
P O	4930-109-4072	REEL ASSEMBLY: FUEL HOSE, LH 2000-51211 (17807)		EA	1	*	*	*	*	*	*	5	1	14
P O	4720-718-6020	HOSE ASSEMBLY: RUBBER 1 1/2 IN. DIA, 40 FT LG 2000-81 (17807)		EA	2	*	2	2	*	2	2	12	1	15
O	5310-225-6993	NUT, HEXAGON, SELF-LOCKING: FILTER MTG BOTTOM, 1/2-13 IN. THD SIZE MS51922-33 (96906)		EA	2								1	16
O	5310-809-5998	WASHER, FLAT: FILTER MTG BOTTOM, 1/2 IN. SCREW SIZE MS27183-18 (96906)		EA	2								1	17
O	5305-044-4153	SCREW, CAP, HEXAGON HEAD: FILTER MTG BOTTOM, 3/8-16 IN. THD SIZE, 1 IN. LG MS90725-109 (96906)		EA	2								1	18
O	5310-087-4652	NUT, HEXAGON, SELF-LOCKING: FILTER MTG, 3/8-16 THD SIZE MS51922-17 (96906)		EA	2								1	19

(1) SMR CODE	(2) FEDERAL STOCK NUMBER	(3) DESCRIPTION  REF NUMBER & MFR CODE	(4) USABLE ON CODE	(5) UNIT OF MEAS	QTY INC IN UNIT	(6) 30-DAY DS MAINT ALLOWANCE			(7) 30-DAY GS MAINT ALLOWANCE			(8) 1-YR ALW PER 100 EQUIP CNTGY	(9) ILLUS- TRATION	
						(A)	(B)	(C)	(A)	(B)	(C)		FIG NO	ITEM NO
O	5310-627-6128	WASHER, LOCK, EXTERNAL TOOTH: FILTER MTG, 3/8 IN. SCREW SIZE MS35335-35 (96906)		EA	2								1	20
O	5305-619-4718	SCREW, CAP, HEXAGON HEAD: FILTER MTG, 3/8-16 IN. THD SIZE, 3/4 IN. LG MS90725-64 (96906)		EA	2								1	21
O	5310-087-4652	NUT, HEXAGON: GROUND CABLE REEL MTG, 3/8-16 THD SIZE MS51922-17 (96906)		EA	4								1	22
O	5310-627-6128	WASHER, LOCK, EXTERNAL TOOTH: GROUND CABLE REEL MTG, 3/8 IN. SCREW SIZE MS35335-35 (96906)		EA	4								1	23
O	5305-619-4718	SCREW, CAP, HEXAGON HEAD: GROUND CABLE REEL MTG, 3/8-16 THD SIZE, 3/4 IN. LG		EA	4								1	24
X20		FRAME, PUMPING ASSEMBLY 2000-5122 (17807)		EA	1								1	25
O	5310-882-8244	NUT, HEXAGON, SELF-LOCKING: LIFTING LOOP MTG, 7/16 IN. SCREW SIZE		EA	1								1	26
P O	5310-109-8034	WASHER, SPECIAL: LIFTING LOOP MTG, 15/32 IN. ID, 15/16 IN. OD, .065 IN. THK 2000-5128-4 (17807)		EA	4	2	2	2	2	2	2	24	1	27
X20		LIFTING LOOP ASSEMBLY 2000-5128 (17807)		EA	2								1	28
X20		DOOR, RIGHT HAND: W/HINGE 2000-5132-25R (17807)		EA	1								1	29
X20		DOOR, LEFT HAND: INSTRUCTION PLATE W/HINGE 2000-5132-25L (17807)		EA	1								1	30
O	5320-243-8357	RIVET, ALUMINUM: UNIVERSAL HEAD, 1/16 IN. DIA, 5/16 IN. LG MS20470AD2-5 (96906)		EA	16								1	31
X20		NAMEPLATE, W/RIVET 2000-5132-32 (17807)		EA	1								1	32
O	5310-905-0762	NUT, PLAIN, HEXAGON: DOOR STOP MTG, 1/4-20 THD SIZE MS51967-3 (96906)		EA	2								1	33
O	5306-299-2393	BOLT, HEXAGON HEAD: DOOR STOP MTG, 1/4-20 THD SIZE, 3/4 IN. LG XD6 (66289)		EA	2								1	34
X20	4930-735-4407	STOP, DOOR 2000-5132-27 (17807)		EA	2								1	35
P O	5340-109-7716	TIE DOWN ASSEMBLY 2000-5126 (17807)		EA	2	*	2	2	*	2	2	12	1	36
O	5310-225-6993	NUT, PLAIN, HEXAGON: TIE DOWN MTG, 1/2-13 THD SIZE MS51922-33 (96906)		EA	1								1	37
O	5310-809-5998	WASHER, FLAT: TIE DOWN MTG, 1/2 IN. SCREW SIZE MS27183-18 (96906)		EA	1								1	38
O	5310-088-8513	NUT, PLAIN, HEXAGON: LH THD, 1/2-13 THD SIZE MS27952-7 (96906)		EA	1							1	39	
O	5310-891-1734	NUT, PLAIN, HEXAGON: RH THD, 1/2-13 THD SIZE MS35691-34 (96906)		EA	1							1	40	

(1) SMR CODE	(2) FEDERAL STOCK NUMBER	(3) DESCRIPTION  REF NUMBER & MFR CODE	(4) USABLE ON CODE	(5) UNIT OF MEAS	QTY INC IN UNIT	(6) 30-DAY DS MAINT ALLOWANCE			(7) 30-DAY GS MAINT ALLOWANCE			(8) 1-YR ALW PER 100 EQUIP CNTGY	(9) ILLUS- TRATION	
						(A)	(B)	(C)	(A)	(B)	(C)		(A)	(B)
X1	5340-990-9920	TURNBUCKLE, BODY: 1/2 IN., 6 IN. LG MS279544 (96906)  GROUP 02 - ENGINE ASSEMBLY		EA	1								1	41
P O R	2805-722-3922	ENGINE, GASOLINE MBKND182918 (66289)		EA	1	*	2	2	*	2	2	12	2	1
O	5310-616-3777	NUT, PLAIN, HEXAGON: SWITCH BOX TO BRACKET MTG, NO. 10-24 THD SIZE 101191 (81580)		EA	2								2	2
O	5310-350-4205	WASHER, LOCK: SWITCH BOX TO BRACKET SCREW, NO. 10 SCREW SIZE, EXTERNAL TOOTH MS122052 (96906)		EA	4									
O	5305-013-2859	SCREW, ROUND SLOTTED HEAD: SWITCH AND BRACKET MTG, NO. 10-24 THD SIZE, 1 3/4 IN. LG		EA	2								2	4
P O	2920-883-1101	SWITCH ASSEMBLY: PUSH, PULL, MAGNETO, GROUND WIRE AND SWITCH YD89BC (66289)		EA	1	*	*	2	*	*	2	6	2	5
O	5306-207-9158	BOLT, MACHINE: FUEL TANK AND SWITCH BRACKET MTG, 3/8-16 THD SIZE, 3/4 IN. LG XD25 (66289)		EA	4								2	6
O	5310-637-2534	WASHER, LOCK: FUEL TANK AND SWITCH BRACKET MTG, 13/32 IN. SCREW SIZE PE5 (66289)		EA	4								2	7
X20		BRACKET: SWITCH BOX MTG 115-156 (01400)		EA	1								2	8
O	5310-013-4551	NUT, PLAIN, HEXAGON: TANK MTG, 1/4-20 THD SIZE P077 (66289)		EA	2								2	9
O	5310-543-2705	WASHER, LOCK: TANK MTG, 1/4 IN. SCREW SIZE PE3 (66289)		EA	2								2	10
O	5305-013-3056	SCREW, MACHINE, ROUND HEAD: FUEL TANK MTG, 1/4-20 THD SIZE, 1 1/2 IN. LG XA52 (66289)		EA	2								2	11
X20	2910-672-1914	STRAP: FUEL TANK MTG PG733 (66289)		EA	2								2	12
O	4730-741-0349	ELBOW: PIPE TO TUBE, 7/16 IN. MALE END, 1/8 IN. NPT MALE RF1225 (66289)		EA	2								2	13
X20	2910-447-9287	TUBE ASSEMBLY: METAL, FUEL FILTER TO CARBURETOR RP902 (66289)		EA	1								2	14
X20	2910-740-3354	STAND PIPE: FUEL TANK RML280A (66289)		EA	1								2	15
P O	2910-740-3350	TANK ASSEMBLY: FUEL WE343ES1 (66289)		EA	1	*	*	2	*	*	2	6	2	16
P O	2910-846-0943	CAP: FUEL TANK RC118 (66289)		EA	1	*	*	*	*	*	*	5	2	17
X20	5340-974-9537	RING, RETAINING: FUEL TANK STRAINER SCREEN PK127A (66289)		EA	1								2	18
P O	4730-812-4303	ELEMENT, STRAINER: SEDIMENT, FUEL TANK RD127C (66289)		EA	1	*	2	2	*	2	2	12	2	19

(1)	(2)	(3)	(4)	(5)	(6)			(7)			(8)	(9)		
SMR CODE	FEDERAL STOCK NUMBER	DESCRIPTION	USABLE ON CODE	UNIT OF MEAS	QTY INC IN UNIT	30-DAY DS MAINT ALLOWANCE			30-DAY GS MAINT ALLOWANCE			1-YR PER 100 EQUIP CNTGY	ILLUS-TRATION (A)	(B)
		REF NUMBER & MFR CODE				(A)	(B)	(C)	(A)	(B)	(C)		FIG NO	ITEM NO
X20		BRACKET: FUEL TANK MTG BK97 (66289)		EA	1								2	20
P O	4730-639-9638	STRAINER ASSEMBLY: SEDIMENT 0W480T (78480)		EA	1	*	2	2	*	2	2	12	2	21
X1	2910-358-4317	BOWL: SEDIMENT, GLASS 07759 (78480)		EA	1								2	22
P O	2910-358-5327	STAINER: SEDIMENT 07762 (78480)		EA	1	2	4	8	2	4	8	100	2	23
P O	2910-282-7557	GASKET: FUEL BOWL MTG 08227 (78480)		EA	1	2	4	8	2	4	8	100	2	24
X1	2910-305-5749	COVER: FUEL STRAINER 07770 (78480)		EA	1								2	25
P O	2805-912-4316	GASKET SEAL: ENGINE OVERHAUL Q2B (66289)		EA	1	8	17	33	8	17	33	400		
		1-GASKET: CYLINDER HEAD, FSN 2805-919-3099, QD802 (66289)				REF	REF	REF	REF	REF	REF	REF		
		1-GASKET: ENGINE BASE, FSN 2805-376-0398, QD569A (66289)				REF	REF	REF	REF	REF	REF	REF		
		1-GASKET: VALVE INSPECTION PLATE, FSN 2805-268-3448, QD572 (66289)				REF	REF	REF	REF	REF	REF	REF		
		1-GASKET: CARBURETOR MTG, FSN 2910-239-1471, QC53 (66289)				REF	REF	REF	REF	REF	REF	REF		
		2-GASKET: MAIN BEARING PLATE, TAKE OFF END, .003 IN. THK, FSN 5330-298-5170, QD573A (66289)				REF	REF	REF	REF	REF	REF	REF		
		5-GASKET: MAIN BEARING PLATE, TAKE OFF END, .006 IN. THK, FSN 5330-266-2701, QD573 (66289)				REF	REF	REF	REF	REF	REF	REF		
		1-GASKET: MAIN BEARING PLATE, FLYWHEEL END, FSN 2805-244-8184, QD574 (66289)				REF	REF	REF	REF	REF	REF	REF		
		1-GASKET: GOVERNOR YOKE SHAFT, BRACKET, FSN 5330-285-5061, QD571 (66289)				REF	REF	REF	REF	REF	REF	REF		
		1-GASKET: MAGNETO MTG, FSN 2920-047-4530, QD570A (66289)				REF	REF	REF	REF	REF	REF	REF		
		GROUP 03 - CYLINDER, BLOCK, HEAD, CARBURETOR AND AIR CLEANER												
P O	2920-620-0291	CABLE ASSEMBLY: SPECIAL PURPOSE SPARK PLUG YD259 (66289)		EA	1	*	*	*	*	*	*	5	3	1
P O	2920-293-5212	SPARK PLUG XED16 (11583)		EA	1	8	17	33	8	17	33	400	3	2
P F	2805-837-1181	BLOCK ASSEMBLY: ENGINE AA97-1S19 (66289)		EA	1	*	*	*	*	*	*	5	3	3
X2F	5340-050-1591	PLUG, EXPANSION: CAMSHAFT SUPPORT PIN, .622 IN. OD, 3/4 IN. RADIUS, .065 IN. THK MS35648-4 (96906)		EA	2								3	4

(1) SMR CODE	(2) FEDERAL STOCK NUMBER	(3) DESCRIPTION  REF NUMBER & MFR CODE	(4) USABLE ON CODE	(5) UNIT OF MEAS	QTY INC IN UNIT	(6) 30-DAY DS MAINT ALLOWANCE			(7) 30-DAY GS MAINT ALLOWANCE			(8) 1-YR ALW PER 100 EQUIP CNTGY	(9) ILLUS- TRATION	
						(A)	(B)	(C)	(A)	(B)	(C)		FIG NO	ITEM NO
O	4730-366-6256	PLUG, PIPE: CRANKCASE TIMING INSPECT, 3/8 IN. THD SIZE XK118 (66289)		EA	1								3	5
O	5305-285-8538	SCREW, CAP, HEXAGON HEAD: INSPECTION PLATE MTG, 1/4-20 THD SIZE, 2 IN. LG XD11 (66289)		EA	1								3	6
O	5310-285-8538	WASHER, FLAT: INSPECTION PLATE MTG, .265 IN. ID, .437 IN. OD, .040 IN. THK PH30 (66289)		EA	1								3	7
X20	2805-376-0416	PLATE: INSPECTION HOLE COVER SA61 (66289)		EA	1								3	8
X1	2805-268-3448	GASKET: VALVE INSPECTION PLATE QD572 (66289) (COMPONENT OF GASKET SET, FSN 2805-912-4316)		EA	1								3	9
F	5306-225-9081	BOLT, MACHINE, HEXAGON HEAD: CYLINDER HEAD MTG, 5/16-18 THD SIZE, 1 1/4 IN. LG MS90725-36 (96906)		EA	5								3	10
F	5310-596-4911	WASHER, LOCK: CYLINDER HEAD MTG, 5/16 IN. SCREW SIZE PE4 (66289)		EA	1								3	11
P O	2805-740-0071	PLUG AND CAGE ASSEMBLY: ENGINE OIL LEVEL RJ138A (66289)		EA	1	*	*	2	*	*	2	6	3	12
P O	4730-010-3867	PLUG, PIPE, MAGNETIC: ENGINE BASE OIL DRAIN, SQ HD, 3/8 IN. NPT XK3B (66289)		EA	1	*	*	2	*	*	2	6	3	13
F	5306-299-2393	BOLT, MACHINE, HEXAGON HEAD: BASE MTG, 1/4-20 THD SIZE, 3/4 IN. LG XD6 (66289)		EA	10								3	14
F	5310-261-7341	WASHER, LOCK: BASE MTG, 1/4 IN. SCREW SIZE PE3 (66289)		EA	10								3	15
X2F	2805-358-3077	BASE, ENGINE BB116F9 (66289)		EA	1								3	16
X1	2805-376-0398	GASKET: ENGINE BASE QD569A (66289) (COMPONENT OF GASKET SET, FSN 2805-912-4316)		EA	1								3	17
F	5306-206-4344	BOLT, MACHINE, HEXAGON HEAD: CYLINDER HEAD MTG, 5/16-18 THD SIZE, 2 IN. LG XD23 (66289)		EA	3								3	18
F	5310-366-6249	WASHER, FLAT: CYLINDER MTG, 5/16 IN. ID, 1/2 IN. OD, 1/16 IN. THK PH209B (66289)		EA	7								3	19
P F	2805-837-1182	CYLINDER, HEAD: GASOLINE ENGINE AB997151 (66289)		EA	1	*	*	*	*	*	*	5	3	20
X1	2805-919-3099	GASKET: CYLINDER HEAD QD802 (66289) (COMPONENT OF GASKET SET, FSN 2805-912-4316)		EA	1								3	21
O	5306-207-9152	BOLT, MACHINE: AIR CLEANER SUPPORT BRACKET STRAP, 1/4-20 THD SIZE, 1/2 IN. LG XD4 (66289)		EA	1								3	22
O	5310-261-7341	WASHER, LOCK: BRACKET MTG, 1/4 IN. SCREW SIZE PE3 (66289)		EA	1								3	23

(1) SMR CODE	(2) FEDERAL STOCK NUMBER	(3) DESCRIPTION  REF NUMBER & MFR CODE	(4) USABLE ON CODE	(5) UNIT OF MEAS	QTY INC IN UNIT	(6) 30-DAY DS MAINT ALLOWANCE			(7) 30-DAY GS MAINT ALLOWANCE			(8) 1-YR ALW PER 100 EQUIP CNTGY	(9) ILLUS- TRATION	
						(A)	(B)	(C)	(A)	(B)	(C)		(A)	(B)
X20		BRACKET, ANGLE: AIR CLEANER TO BRACKET SUPPORT PG338 (66289)		EA	1								3	24
P O	2940-839-6107	INTAKE: AIR CLEANER N76B4 (78940)		EA	1	*	*	*	*	*	*	5	3	25
O	5305-988-1727	SCREW, MACHINE: AIR CLEANER BRACKET MTG, 1/4-20 THD SIZE, 1 IN. LG MS35206-283 (96906)		EA	1								3	26
P O	2910-447-9260	GASKET: AIR CLEANER BRACKET QD647 (66289)		EA	1	2	2	2	2	2	2	25	3	27
P O	2940-675-5751	BRACKET ASSEMBLY: AIR CLEANER TO CARBURETOR B1-264B451 (66289)		EA	1	*	*	*	*	*	*	5	3	28
O	5310-012-0367	NUT, PLAIN, HEXAGON: CARBURETOR MTG, 1/4-28 THD SIZE MS35690-425 (96906)		EA	2								3	29
P O	2910-358-4516	CARBURETOR 11193A (79960)		EA	1	2	2	2	2	2	2	25	3	30
XI	2910-239-1471	GASKET, CARBURETOR FLANGE C141-4-17 (79960) (COMPONENT OF GASKET SET, FSN 2805-912-4316)		EA	1								3	31
O	5307-286-0334	STUD, PLAIN: CARBURETOR MTG, 1/4-20 THD SIZE, 1/4-28 THD SIZE, 15/16 IN. LG PC368 (66289)		EA	2								3	32
P O	2805-790-7778	BREATHER, CRANKCASE L031B (66289)		EA	1	*	*	*	*	*	*	5	3	33
P O	2910-594-9067	GASKET KIT: CARBURETOR C181-296 (79960)		EA	1	2	2	2	2	2	2	25		
		GROUP 04 - CRANKSHAFT												
F	5305-206-1064	SCREW, CAP, HEXAGON HEAD: MAIN BEARING PLATE MTG, 5/16-18 THD SIZE, 3/4 IN. LG XD15 (66289)		EA	4								4	1
F	5310-675-5755	WASHER, FLAT: MAIN BEARING PLATE, 5/16 IN. ID., 1/2 IN. OD, 1/16 IN. THK PH412 (66289)		EA	4								4	2
P F	2805-301-6336	PLATE ASSEMBLY: BEARING BG170S2 (66289)		EA	1	*	*	*	*	*	*	5	4	3
P F	2805-356-0940	OIL, SEAL: MAIN BEARING PH256 (66289)		EA	2	*	2	2	*	2	2	12	4	4
P F	2805-391-4152	RETAINER: MAIN BEARING OIL SEAL PH254 (66289)		EA	2	*	2	2	*	2	2	12	4	5
XI	5330-298-5170	GASKET: MAIN BEARING PLATE, TAKE OFF END, .003 IN. THK QD573A (66289) (COMPONENT OF GASKET SET, FSN 2805-912-4316)		EA	2								4	6
XI	5330-266-2701	GASKET: MAIN BEARING PLATE, TAKE OFF END, .006 IN. THK QD573 (66289) (COMPONENT OF GASKET SET, FSN 2805-912-4316)		EA	5								4	7
F	5306-207-9152	SCREW, CAP, HEXAGON HEAD: MAIN BEARING PLATE MTG, 1/4-20 THD SIZE, 1/2 IN. LG XD4 (66289)		EA	4								4	8

(1) SMR CODE	(2) FEDERAL STOCK NUMBER	(3) DESCRIPTION  REF NUMBER & MFR CODE	(4) USABLE ON CODE	(5) UNIT OF MEAS	QTY INC IN UNIT	(6) 30-DAY DS MAINT ALLOWANCE			(7) 30-DAY GS MAINT ALLOWANCE			(8) 1-YR ALW PER 100 EQUIP CNTGY	(9) 1-YR ILLUS- TRATION	
						(A)	(B)	(C)	(A)	(B)	(C)		(A)	(B)
F	5310-261-7341	WASHER, LOCK: MAIN BEARING PLATE MTG, 1/4 IN. SCREW SIZE PE3 (66289)		EA	1									
P F	2805-353-5849	PLATE ASSEMBLY: FLYWHEEL END W/OIL SEAL BG171S1 (66289)		EA	1	*	*	*	*	*	*	5	4	10
XI	2805-244-8184	GASKET: MAIN BEARING PLATE, FLYWHEEL END QD574 (66289) (COMPONENT OF GASKET SET, FSN 2805-912-4316)		EA	1								4	11
P F	2805-735-4441	CRANKSHAFT ASSEMBLY: ENGINE CA51-131S1 (66289)		EA	1	*	2	2	*	2	2	12	4	12
XI		CRANKSHAFT CA51-131 (66289)		EA	1								4	13
P F	3110-100-0522	CUP, TAPERED, ROLLER BEARING: CRANKSHAFT MAIN 15250 (60038)		EA	2	*	*	2	*	*	2	6	4	14
P F	3110-100-3158	CONE, TAPER, ROLLER BEARING: CRANKSHAFT MAIN 15118 (60038)		EA	2	*	*	2	*	*	2	6	4	15
X2F	2805-249-9903	GEAR, HELICAL: CRANKSHAFT GA34A (66289)		EA	1								4	16
X2F	5315-010-6749	KEY, WOODRUFF: CRANKSHAFT GEAR MTG PL21 (66289)		EA	1								4	17
X2F	5315-616-5514	KEY, WOODRUFF: FLYWHEEL MTG PL17 (66289)		EA	1								4	18
		GROUP 05 - PISTON AND CONNECTING ROD												
P F	2805-672-9509	ROD ASSEMBLY: CONNECTING DA70BS1 (66289)		EA	1	*	*	2	*	*	2	6	5	1
F	5306-225-9081	BOLT, MACHINE, HEXAGON HEAD: CONNECTING ROD, 5/16-18 IN. THD SIZE, 1 1/4 IN. LG MS90725-369 (96906)		EA	2									
F	5310-290-5759	WASHER, KEY PE82 (66289)		EA	2								5	3
P F	2805-828-9520	PISTON: INTERNAL COMBUSTION DB186A1SP (66289)		EA	1	*	2	2	*	2	2	12	5	4
XI	5340-291-8235	RING, RETAINING PK69 (66289)		EA	2								5	5
XI	2805-528-6164	PIN, PISTON DE68 (66289)		EA	1								5	6
P F	2805-555-2119	RING, SET, PISTON DR30 (66289)		EA	1	*	2	2	*	2	2	12	5	7
XI	2805-585-1541	RING, PISTON DC198 (66289)		EA	2								5	8
XI	2805-640-8628	RING, PISTON, SCRAPER: THIRD GROOVE DC161-1 (66289)		EA	1								5	9
XI	2805-585-1540	RING, PISTON, OIL RING: FOURTH GROOVE DC199 (66289)		EA	1								5	10
		GROUP 06 - VALVES												
P F	2805-277-2918	LOCK, VALVE: SPRING SEAT AH9 (66289)		EA	3	2	2	3	3	2	3	40	6	1

(1) SMR CODE	(2) FEDERAL STOCK NUMBER	(3) DESCRIPTION  REF NUMBER & MFR CODE	(4) USABLE ON CODE	(5) UNIT OF MEAS	QTY INC IN UNIT	(6) 30-DAY DS MAINT ALLOWANCE			(7) 30-DAY GS MAINT ALLOWANCE			(8) 1-YR ALW PER 100 EQUIP CNTGY	(9) ILLUS- TRATION	
						(A)	(B)	(C)	(A)	(B)	(C)		FIG NO	ITEM NO
P F	2805-448-1050	VALVE, POPPET: ENGINE EXHAUST AE74D (66289)		EA	1	2	2	3	2	2	3	40	6	2
P F	2805-270-3429	VALVE, POPPET: ENGINE INTAKE AE74C (66289)		EA	1	*	2	2	*	2	2	20	6	3
P F	2805-301-2940	ROTOR AND SPRING SEAT AG31 (66289)		EA	1	*	*	2	*	*	2	6	6	4
P F	2805-143-6657	SEAT, COMPRESSION, HELICAL, SPRING: INTAKE VALVE AG26 (66289)		EA	1	*	*	2	*	*	2	6	6	5
P F	2805-808-5675	SPRING, HELICAL: COMPRESSION, VALVE AF43B (66289)		EA	2	3	7	13	3	7	13	160	6	6
P F	2805-620-0156	SEAT: SPRING, CENTERING VALVE AG34B (66289)		EA	2	*	*	2	*	*	2	6	6	7
P F	2805-776-0512	TAPPET, ENGINE POPPET FA42C (66289)		EA	2	2	2	2	2	2	2	24	6	8
P F	2805-695-2177	GUIDE, ENGINE POPPET: VALVE STEM, INTAKE AND EXHAUST AD41 (66289)		EA	2	2	2	3	2	2	3	40	6	9
P F	2805-776-8151	INSERT: VALVE, EXHAUST HG201D (66289)		EA	1	*	2	2	*	2	2	20	6	10
		GROUP 07 - GOVERNOR AND CAMSHAFT												
F	5315-828-8190	PIN, COTTER: CONTROL ROD, 3/64 IN. DIA, 3/8 IN. LG X132 (66289)		EA	1								7	1
X2F	2990-603-4790	ROD, CONTROL: GOVERNOR VE304C (66289)		EA	1								7	2
X2F	2990-224-8188	SPRING PM74 (66289)		EA	1								7	3
F	5310-576-1783	NUT, PLAIN, HEXAGON: GOVERNOR SHAFT BRACKET MTC, 1/4-28 THD SIZE PD9 (66289)		EA	1								7	4
X2F	2990-301-6374	LEVER, CONTROL: GOVERNOR TC332 (66289)		EA	1								7	5
F	5306-299-2393	BOLT, MACHINE: GOVERNOR SHAFT BRACKET, 1/4-20 THD SIZE, 3/4 IN. LG XD6 (66289)		EA	2								7	6
X2F	2990-376-0386	BRACKET, SUPPORT TC325 (66289)		EA	1								7	7
X1	5330-285-5061	GASKET, GOVERNOR, YOKE SHAFT, BRACKET QD571 (66289) (COMPONENT OF GASKET SET, FSN 2805-912-4316)		EA	1								7	8
X2F	2990-511-7629	YOKE, GOVERNOR TC324C (66289)		EA	1								7	9
P F	2805-792-9761	CAMSHAFT ASSEMBLY EA1012S1 (66289)		EA	1	*	*	2	*	*	2	6	7	10
X1	5315-221-0480	PIN, STRAIGHT, HEADLESS: CAMSHAFT SUPPORT PA264 (66289)		EA	1								7	11
X1	2805-335-9218	GEAR, HELICAL GB49 (66289)		EA	1								7	12
X1	5315-010-6749	KEY, WOODRUFF: CAMSHAFT PL21 (66289)		EA	1								7	13
X1	2805-335-9217	CAMSHAFT E4101W (66289)		EA	1								7	14



(1) SMR CODE	(2) FEDERAL STOCK NUMBER	(3) DESCRIPTION  REF NUMBER & MFR CODE	(4) USABLE QTY ON CODE	(5) UNIT OF MEAS	(6) 30-DAY DS MAINT ALLOWANCE			(7) 30-DAY GS MAINT ALLOWANCE			(8) 1-YR ALW PER 100 EQUIP CNTGY	(9) ILLUS- TRATION		
					(A)	(B)	(C)	(A)	(B)	(C)		(A)	(B)	
P F	2990-661-8942	BEARING, SLEEVE: THRUST GOVERNOR TC323 (66289)		EA	1	*	*	2	*	*	2	6	7	15
P F	2910-215-7236	SPACER, GOVERNOR TC321 (66289)		EA	1	*	*	2	*	*	2	6	7	16
X2F	5315-616-4492	PIN: GOVERNOR FLYWEIGHT PA340 (66289)		EA	2								7	17
X2F	2990-701-6853	FLYWEIGHT TC322S1 (66289)		EA	2								7	18
		GROUP 08 - GOVERNOR CONTROL												
X2F	2990-383-9339	CONTROL, GOVERNOR ASSEMBLY VE363A (66289)		EA	1								8	1
F	5305-958-5245	SCREW, MACHINE, FLAT HEAD: 1/4-20 THD SIZE, 5/8 IN. LG XC14 (66289)		EA	1								8	2
F	5310-194-9211	WASHER, LOCK: .255 IN. ID, .454 IN. OD, .020 IN. THK PE55 (66289)		EA	1								8	3
X2F	2990-353-5961	BRACKET VC22C (66289)		EA	1								8	4
X2F	5330-841-2729	WASHER, NONMETALLIC: 1/4 IN. SCREW SIZE QD695 (66289)		EA	1								8	5
F	5305-685-1344	SCREW, MACHINE, ROUND HEAD: 8-32 THD SIZE, 5/8 IN. LG XA6 (66289)		EA	1								8	6
F	5310-012-0622	NUT, PLAIN, HEXAGON: NO. 8-32 THD SIZE PD151 (66289)		EA	1								8	7
F	5310-637-1058	NUT, PLAIN, HEXAGON: NO. 10-32 THD SIZE PD115 (66289)		EA	2								8	8
P F	5315-273-7846	PIN, STRAIGHT, THREADED: SPEED CONTROL SPRING, 2 1/8 IN. LG PI121 (66289)		EA	1	*	*	2	*	*	2	6	8	9
X2F	2990-536-2962	BLOCK, ADJUSTING SCREW TC301-3 (66289)		EA	1								8	10
F	5310-809-8544	WASHER, FLAT: .188 IN. ID, .375 IN. OD, .036 IN. THK PH253 (66289)		EA	1								8	11
F	5315-839-2325	PIN, COTTER: 1/16 IN. DIA, 1/2 IN. LG XI1 (66289)		EA	1								8	12
F	5310-809-4058	WASHER, FLAT: 1/4 IN. SCREW SIZE PH84 (66289)		EA	1								8	13
P F	5340-256-7147	SPRING, HELICAL: SPEED CONTROL LEVER PM117 (66289)		EA	1	*	2	2	*	2	2	12	8	14
X2F	2990-424-2835	LEVER, CONTROL VB112 (66289)		EA	1								8	15
P F	5315-265-9197	PIN, STRAIGHT, HEADLESS: SPEED CONTROL LEVER, 1 1/4 IN. LG PC393-2 (66289)		EA	1	*	*	2	*	*	2	6	8	16
		GROUP 09 - OIL PUMP												
P F	2910-592-4413	PUMP ASSEMBLY: OIL K98 (66289)		EA	1	*	*	2	*	*	2	6	9	1

(1) SMR CODE	(2) FEDERAL STOCK NUMBER	(3) DESCRIPTION  REF NUMBER & MFR CODE	(4) USABLE ON CODE	(5) UNIT OF MEAS	QTY INC IN UNIT	(6) 30-DAY DS MAINT ALLOWANCE			(7) 30-DAY GS MAINT ALLOWANCE			(8) 1-YR ALW PER 100 EQUIP CNTGY	(9) ILLUS- TRATION	
						(A)	(B)	(C)	(A)	(B)	(C)		FIG NO	ITEM NO
X1		CAP, PLUNGER ROD KF19A (66289)		EA	1								9	2
F	5305-351-6484	SCREW, CAP, HEXAGON HEAD: 1/4-20 THD SIZE, 1 IN. LG XD7 (66289)		EA	2								9	3
F	5310-261-7341	WASHER, LOCK: OIL PUMP MTG, 1/4 IN. SCREW SIZE PE3 (66289)		EA	2								9	4
X1		BODY ASSEMBLY KA59B1S1 (66289)		EA	1								9	5
X1		STRAINER, OIL PUMP RD107 (66289)		EA	1								9	6
X1		BALL, CHECK ME38 (66289)		EA	1								9	7
X1		RETAINER, CHECK BALL PK50A (66289)		EA	1								9	8
X1		SPRING: OIL PUMP PLUNGER PMS8 (66289)		EA	1								9	9
X1		PLUNGER ASSEMBLY KF14S1 (66289)		EA	1								9	10
X1		COVER: OIL PUMP BODY SA80 (66289)		EA	1								9	11
X1		PUSH ROD KF22 (66289)		EA	1								9	12
F	5305-753-7077	SCREW, CAP, HEXAGON HEAD: OIL PUMP COVER MTG, NO. 2, TYPE Z, 3/16 IN. LG XA64 (66289)		EA	2								9	13
		GROUP 10 - MUFFLER AND ATTACHING PARTS												
P O	2990-400-5115	MUFFLER ASSEMBLY: ENGINE EXHAUST 2000-51213 (17807)		EA	1	*	*	*	*	*	*	5	10	1
P O	2990-389-6412	MUFFLER, EXHAUST T1802D (76700)		EA	1	2	2	2	2	2	2	25	10	2
X1	2990-624-3634	CAP, EXHAUST 110032 (81859)		EA	1								10	3
O	4730-289-5176	PLUG, PIPE, SQUARE HEAD: MUFFLER DRAIN WWP471 (81348)		EA	1								10	4
O	4730-289-5176	PLUG, PIPE, SQUARE HEAD: MUFFLER DRAIN, 1/2 IN. NPT WWP471 (81348)		EA	1								10	4
O	5310-905-0762	NUT, PLAIN, HEXAGON: BRACKET TO MUFFLER MTG, 1/4-20 THD SIZE MS51967-3 (96906)		EA	4								10	5
O	5310-012-0380	WASHER, LOCK: MUFFLER MTG, 1/4 IN. SCREW SIZE MS35338-25 (96906)		EA	4								10	6
O	5305-225-3839	SCREW, CAP, HEXAGON HEAD: MUFFLER MTG, 1/4-20 THD SIZE, 1 IN. LG MS90725-8 (96906)		EA	4								10	7
X20		BRACKET, SUPPORT: MUFFLER TO FRAME 2000-515-10 (17807)		EA	1								10	8
P O	4730-079-2451	COUPLING, HALF, QUICK DISCONNECT, FEMALE: 1 IN. NPT MS27026-5 (96906)		EA	1	*	2	2	*	2	2	10	10	9

(1) SMR CODE	(2) FEDERAL STOCK NUMBER	(3) DESCRIPTION  REF NUMBER & MFR CODE	(4) USABLE ON CODE	(5) UNIT OF MEAS	QTY INC IN UNIT	(6) 30-DAY DS MAINT ALLOWANCE			(7) 30-DAY GS MAINT ALLOWANCE			(8) 1-YR ALW PER 100 EQUIP CNTGY	(9) ILLUS- TRATION	
						(A)	(B)	(C)	(A)	(B)	(C)		(A)	(B)
P O	5330-949-5426	GASKET SET: COPPER WIRE REINFORCED ASBESTOS 2000-51510-5 (17807)		EA	1	2	2	2	2	2	2	25	10	10
P O	4320-360-0939	COUPLING, HALF, QUICK DISCONNECT, MALE: 1 IN. NPT MS27022-5 (96906)		EA	1	*	2	2	*	2	2	12	10	11
O	4730-246-9212	ELBOW, STREET: MUFFLER COUPLING TO ENGINE, 1 IN. NPT WWP521TYPE2 (81348)		EA	1								10	12
		GROUP 11 - FLYWHEEL, SHROUD, STARTING ROPE AND SHEAVE												
P F	2990-422-6161	PULLEY, ENGINE STARTER UC103A (66289)		EA	1	*	*	*	*	*	*	5	11	1
F		WASHER, POSITIVE, LOCK: 5/8 IN. SCREW SIZE PE37A (66289)		EA	1								11	2
O	5305-988-1723	SCREW, MACHINE, ROUND HEAD: SHROUD MTG, SIDE, 1/4-20 THD SIZE, 1/2 IN. LG MS35206-279 (96906)		EA	2								11	3
O	5310-261-7341	WASHER, LOCK: SHROUD, SIDE MTG, 1/4 IN. SCREW SIZE PE3 (66289)		EA	2								11	4
X20	2930-839-6109	SHROUD ASSEMBLY: AIR SE53A16S1 (66289)		EA	1								11	5
P F	2805-376-0395	FLYWHEEL NC137 (66289)		EA	1	*	*	2	*	*	2	6	11	6
X20		RIVET, INSTRUCTION PLATE MOUNTING: 1/8 IN. DIA XJ58 (66289)		EA	4								11	7
X20		PLATE, INSTRUCTION, ENGINE SD251 (66289) (GIVE MODEL SPECIFICATION AND SERIAL NO.)		EA	1								11	8
P O	2990-718-6022	ROPE, STARTER, ENGINE UZ68B (66289)		EA	1	2	4	8	2	4	8	100	11	9
		GROUP 12 - MAGNETO ASSEMBLY												
O	5310-188-7848	NUT, PLAIN, HEXAGON: MAGNETO DRIVE MTG, 5/16-24 THD SIZE PD10 (66289)		EA	1								12	1
O	5310-928-9824	WASHER, LOCK: MAGNETO DRIVE MTG, 5/16 IN. BOLT SIZE PE52A (66289)		EA	3								12	2
O	5306-019-3484	BOLT, MACHINE: MAGNETO MTG, UPPER HOLE, 5/16-24 THD SIZE, 2 5/8 IN. LG 193484 (24617)		EA	1								12	3
O	5306-225-8499	BOLT, MACHINE: MAGNETO MTG, LOWER HOLE, 5/16-18 THD SIZE, 1 IN. LG MS35297-34 (96906)		EA	1								12	4
X1	2920-047-4530	GASKET: MAGNETO MTG QD570A (66289) (COMPONENT OF GASKET SET, FSN 2805-912-4316)		EA	1								12	5
X20	2805-672-9510	GEAR, MAGNETO DRIVE GD87C (66289)		EA	1								12	6
P O	2920-790-8746	MAGNETO ASSEMBLY FMFE1B7 (21387)		EA	1	*	2	2	*	2	2	12	12	7

(1) SMR CODE	(2) FEDERAL STOCK NUMBER	(3) DESCRIPTION  REF NUMBER & MFR CODE	(4) USABLE QTY ON CODE	(5) UNIT OF MEAS	QTY INC IN UNIT	(6) 30-DAY DS MAINT ALLOWANCE			(7) 30-DAY GS MAINT ALLOWANCE			(8) 1-YR ALW PER 100 EQUIP CNTGY	(9) ILLUS- TRATION	
						(A)	(B)	(C)	(A)	(B)	(C)		FIG NO	ITEM NO
O	5305-281-6387	SCREW ASSEMBLED, WASHER AND CAP: COVER MTG 10S10D (82796)		EA	4								12	8
XI	2920-358-6719	COVER, END J2430A (82796)		EA	1								12	9
P O	2920-523-8602	GASKET: END CAP TO HOUSING K2498 (82796)		EA	1	2	4	8	2	4	8	100	12	10
O	5305-751-8655	SCREW, MACHINE: NO. 8-32 THD SIZE, 5/16 IN. LG 9S5U (82796)		EA	2								12	11
O	5305-647-2056	SCREW, MACHINE: CAPACITOR AND SUPPORT MTG, NO. 8-32 THD SIZE, 1/4 IN. LG 9S4U (82796)		EA	2								12	12
O	5310-794-8555	WASHER, FLAT: CAPACITOR MTG, NO. 8 SCREW SIZE A2492D (82796)		EA	1								12	13
P O	5910-189-5518	CAPACITOR, FIXED PAPER 5XY2433 (21387)		EA	1	2	4	8	2	4	8	100	12	14
O	5310-647-2054	WASHER, LOCK: CONTACT MTG, NO. 8 SCREW SIZE B5969 (82796)		EA	1								12	15
XI	5340-816-4239	RING, RETAINING: FULCUM PIN V1498 (82796)		EA	1								12	16
P O	2920-679-5892	CONTACT ASSEMBLY: ELECTRIC Q2437AX (82796)		EA	1	2	4	8	2	4	8	100	12	17
XI	2920-508-0211	WICK, BREAKER ARM L2788 (82796)		EA	1								12	18
XI	2920-354-0750	CAM, WICK AND HOLDER G2788 (82796)		EA	1								12	19
O	5305-958-5473	SCREW, MACHINE: BEARING SUPPORT, NO. 8-32 THD SIZE, 3/8 IN. LG MS35190-251 (96906)		EA	4								12	20
XI	4530-799-5815	SUPPORT, BEARING BY4631 (82796)		EA	1								12	21
XI	3110-620-6177	BEARING, SLEEVE: ROTOR, CAM END D5949A (82796)		EA	1								12	22
XI		ROTOR, MAGNETIC US2480 (82796)		EA	1								12	23
O	5315-616-5514	KEY, WOODRUFF: ROTOR SHAFT TO IMPULSE COUPLING 3K1 (82796)		EA	1								12	24
XI	3110-144-8998	BEARING, BALL, ANNULAR: ROTOR C5949 (21387)		EA	1								12	25
XI	5340-598-2895	CLIP, RETAINING: ROTOR DRIVE END BEARING B1498D (21387)		EA	1								12	26
O	5305-103-2684	SCREW ASSEMBLED WASHER: COIL CLIP, NO. 6-32 THD SIZE, 1 IN. LG 6S3W (82796)		EA	1								12	27
XI	2920-319-5058	CLIP, COIL D6120 (82796)		EA	1								12	28
XI	2920-349-3887	COIL, MAGNETO T2477C (82796)		EA	1								12	29
XI	2920-455-7098	HOUSING, MAGNETO RX2425 (82796)		EA	1								12	30

(1) SMR CODE	(2) FEDERAL STOCK NUMBER	(3) DESCRIPTION  REF NUMBER & MFR CODE	(4) USABLE ON CODE	(5) UNIT OF MEAS	QTY INC IN UNIT	(6) 30-DAY DS MAINT ALLOWANCE			(7) 30-DAY GS MAINT ALLOWANCE			(8) 1-YR ALW PER 100 EQUIP CNTGY	(9) ILLUS- TRATION	
						(A)	(B)	(C)	(A)	(B)	(C)		(A)	(B)
M O		WIRE, LOCK: IMPULSE COUPLING NUT MANUFACTURE FROM:  WIRE, 4 IN. REQUIRED, FSN 9505-968-4621		EA	1								12	31
O	5310-366-7158	NUT, CASTELLATED, HEXAGON: IMPULSE COUPLING, 3/8-16 THD SIZE M2570 (82796)		EA	1								12	32
XI	2920-286-2712	BEARING, SLEEVE: IMPLUSE COUPLING A2572 (82796)		EA	1								12	33
XI		HUB ASSEMBLY: COUPLING S22563 (82796)		EA	1								12	34
XI	2920-354-0741	SPRING, SPIRAL TORSION: IMPULSE COUPLING DRIVE D2565 (82796)		EA	1								12	35
XI	2990-981-0763	COUPLING ASSEMBLY: MAGNETIC LV2563C (82796)		EA	1								12	36
O	5310-285-1591	WASHER, FLAT: ROTOR DRIVE END SEAL, .656 IN. ID, 1.375 IN. OD, .031 IN. THK A2492A (82796)		EA	1								12	37
XI	2920-356-1221	SEAL, PLAIN: MOTOR DRIVE END G3861 (66289)		EA	1								12	38
O		WASHER, FLAT: ROTOR DRIVE END SEAL A2492C (21387)		EA	2								12	39
XI	5340-699-9964	RING, RETAINING: ROTOR DRIVE END SHAFT C1498D (21387)		EA	1								12	40
O	5305-831-0140	SETScrew S2568 (82796)		EA	1								12	41
O	5305-794-8553	SETScrew, HOUSING: 5/16-24 THD SIZE, 3/4 IN. LG 31SS12B (82796)		EA	2								12	42
O	5305-855-0971	SCREW, MACHINE: VENT COVER MTG, NO. 6-32 THD SIZE, 1/4 IN. LG MS24629-21 (96906)		EA	1								12	43
XI	2920-714-5869	COVER, VENT: MAGNETO COIL B6030A (21387)		EA	2								12	44
XI	2920-714-5868	SCREEN, VENT C6032B (82796)		EA	2								12	45
X20	2920-447-0295	PLATE: INSTRUCTION SD108 (66289)  GROUP 13 - PUMP ASSEMBLY		EA	1								12	46
P O R	4930-110-4074	PUMP ASSEMBLY 2000-5123 (17807)		EA	1	*	*	2	*	*	2	6	13	1
P O	4730-869-5246	CAP: PROTECTIVE, DUST MS27028-9 (96906) (2 DUST CAPS ARE STORED IN TOOL BOX, 1 1/2 IN. SIZE)		EA	3	*	*	2	*	*	2	6	13	2
O	4730-735-4387	TEE: PUMP OUTLET, 1 1/2 IN. NPT, ADAPTER MALE, 1 1/2 IN., 1 1/2 IN. 635AMA (81718)		EA	1								13	3
O	4730-268-7479	BUSHING: DISCHARGE FLANGE, 1 1/2 IN., 2 IN.		EA	1								13	4
P O	4730-735-4390	COUPLING, HALF, QUICK DISCONNECT: PUMP INLET, 90 DEG ELBOW, 2 IN. FEMALE 2000-88 (01400)		EA	1	*	2	2	*	2	2	12	13	5

(1) SMR CODE	(2) FEDERAL STOCK NUMBER	(3) DESCRIPTION  REF NUMBER & MFR CODE	(4) USABLE ON CODE	(5) UNIT OF MEAS	QTY	(6) 30-DAY DS MAINT ALLOWANCE			(7) 30-DAY GS MAINT ALLOWANCE			(8) 1-YR ALW PER 100 EQUIP CNTGY	(9) ILLUS- TRATION	
						(A)	(B)	(C)	(A)	(B)	(C)		FIG NO	ITEM NO
P O R	4930-735-4406	PUMP, CENTRIFUGAL: W/O FITTINGS 117-54 (01400)		EA	1	*	2	2	*	2	2	12	13	6
O	5310-732-0558	NUT, PLAIN, HEXAGON: 3/8-16 THD SIZE MS35690-602 (96906)		EA	22								13	7
O	5310-012-0382	WASHER, LOCK: FLANGE AND PUMP MTG, 3/8 IN. SCREW SIZE 120382 (24617)		EA	22								13	8
X20	4730-896-9056	FLANGE, PIPE, PUMP: INLET AND DISCHARGE 115-101 (01400)		EA	2								13	9
P O	5330-735-4439	GASKET: FLANGE MTG 115-116 (01400)		EA	2	2	4	8	2	4	8	100	13	10
O	5307-882-8287	STUD, PLAIN: ENGINE TO COUPLER, 3/8-16 THD SIZE, 1 7/8 IN. LG 120382 (24617)		EA	4								13	11
O	5307-360-0579	STUD, PLAIN: PUMP TO COUPLER FLANGE AND CLEAN OUT COVER, 3/8-16 THD SIZE, 1 1/2 IN. LG 115-91 (01400)		EA	18								13	12
XI		COUPLER, HOUSING: PUMP TO ENGINE 115-86 (01400)		EA	1								13	13
P O	5330-735-4404	GASKET: PUMP TO COUPLER 115-87 (01400)		EA	1	2	4	8	2	4	8	100	13	14
P O	4930-947-5923	SEAL ASSEMBLY, SHAFT 21-1 IN (71724)		EA	1	2	4	8	2	4	8	100	13	15
P O	4930-735-4402	IMPELLER, PUMP, CENTRIFUGAL 115-85 (01400)		EA	1	*	*	2	*	*	2	6	13	16
XI		COVER, ACCESS: CLEAN OUT 115-94 (01400)		EA	1								13	17
P O	4930-735-4405	GASKET: CLEAN OUT COVER 115-100 (01400)		EA	1	2	4	8	2	4	8	100	13	18
O	4730-011-3178	PLUG, PIPE: DRAIN, 1 IN. NPT WWP471TYP1 (81348)		EA	1								13	19
O	4730-011-2578	PLUG, PIPE: CLEAN OUT COVER, 1/4 IN. NPT WWP491TYP83 (81348)		EA	1								13	20
XI		HOUSING, PUMP 115-59 (01400)		EA	1								13	21
		GROUP 14 - MANIFOLD, HOSE ASSEMBLIES AND FITTINGS												
P O	4720-113-5478	HOSE ASSEMBLY: 1 1/2 IN. ID, 21 IN. LG 2000-82 (17807)		EA	3	2	2	4	2	2	4	48	14	1
P O	4720-718-6023	HOSE ASSEMBLY: MANIFOLD TO PUMP, 2 IN. ID, 22 IN. LG 2000-83 (17807)		EA	1	2	2	4	2	2	4	48	14	2
P O	4720-718-6024	HOSE ASSEMBLY: MANIFOLD TO REAR TANK, 2 IN. ID, 44 IN. LG 2000-84 (17807)		EA	1	2	2	4	2	2	4	48	14	3
P O	4720-718-6027	HOSE ASSEMBLY: MANIFOLD TO FOWARD TANK, 2 IN. ID, 107 IN. LG 2000-85 (17807)		EA	1	2	2	4	2	2	4	48	14	4
P O	4730-203-1010	COUPLING, HALF, QUICK DISCONNECT: 1 1/2 IN. PIPE SIZE MS27026-9 (96906)		EA	1	2	2	4	2	2	4	48	14	5
P O	4730-735-4397	SWING, JOINT: HOSE REEL HUB 980-1-1-2 (79515)		EA	2	*	*	*	*	*	*	5	14	6

(1) SMR CODE	(2) FEDERAL STOCK NUMBER	(3) DESCRIPTION  REF NUMBER & MFR CODE	(4) USABLE ON CODE	(5) UNIT OF MEAS	QTY INC IN UNIT	(6) 30-DAY DS MAINT ALLOWANCE			(7) 30-DAY GS MAINT ALLOWANCE			(8) 1-YR ALW PER 100 EQUIP CNTGY	(9) ILLUS- TRATION	
						(A)	(B)	(C)	(A)	(B)	(C)		(A)	(B)
O	4730-735-4387	TEE, ADAPTER, MALE: 1 1/2 IN., 1 1/2 IN., 1 1/2 NPT 635AMA (81718)		EA	1								14	7
P O	4730-360-0595	GASKET: DUST CAP AND HOSE CONNECTOR, 1 1/2 IN. PIPE SIZE MS27030-5 (96906)		EA	7	2	2	4	2	2	4	48	14	8
P O	4730-735-4388	COUPLING, HALF, QUICK, DISCONNECT: ELBOW 90 DEG 150B90 (24869)		EA	2	*	2	2	*	2	2	12	14	9
O	5310-082-4652	NUT, PLAIN, HEXAGON, SELF-LOCKING: 3/8-16 THD SIZE MS51922-17 (96906)		EA	3								14	10
O	5310-627-6128	WASHER, LOCK: EXTERNAL TOOTH, 5/8 IN. SCREW SIZE MS35335-35 (96906)		EA	3								14	11
O	5305-269-3213	SCREW, CAP, HEXAGON HEAD: STEEL, 3/8-16 THD SIZE, 1 1/4 IN. LG MS90725-62 (96906)		EA	3								14	12
P O	2920-110-3955	MANIFOLD ASSEMBLY 2000-5145 (17807)		EA	1	*	*	2	*	*	2	6	14	13
XI		MANIFOLD 2000-5145-1 (17807)		EA	1								14	14
P O	4730-111-2497	ELBOW, COUPLING: HALF MALE, 2 IN. NPT, 90 DEG 200F90 (24869)		EA	1	*	*	*	*	*	2	6	14	15
X20	4730-915-5127	PLUG, DUST COVER: 2 IN. PIPE SIZE MS27029-11 (96906)		EA	3								14	16
P O	5330-612-2414	GASKET: MANIFOLD COUPLING, 2 IN. HOSE SIZE MS27030-6 (96906)		EA	9	2	2	4	2	2	4	50	14	17
O		PLUG, PIPE, SQUARE HEAD, BRASS 2000-5145-18 (17807)		EA	1								14	18
		GROUP 15 - REEL ASSEMBLY, GROUND CABLE												
P O	4930-563-3666	REEL ASSEMBLY, GROUND 3000-1 (82366)		EA	1	*	*	2	*	*	2	6	15	1
P O	4930-565-7794	MAIN SPRING AND HOUSING ASSEMBLY 30045 (82366)		EA	1	*	*	2	*	*	2	6	15	2
XI		HOUSING 30046 (82366)		EA	1								15	3
XI	5920-675-4948	COVER ASSEMBLY: HOUSING 30052 (82366)		EA	1								15	4
XI	4930-565-7790	GUIDE: CABLE OUTLET 30019 (82366)		EA	1								15	5
O		NUT, PLAIN, HEXAGON: CABLE GUIDE ATTACHING 155P10 (82366)		EA	1								15	6
O	5305-013-2684	SCREW, MACHINE: GROUND STRAP MTG, 6-32 THD SIZE, 5/16 IN. LG 2P100-1 (82366)		EA	2								15	7
O	5310-010-6495	WASHER, LOCK: GROUND STRAP MTG, NO. 6 SCREW SIZE MS35338-3 (96906)		EA	2								15	8
P O	5920-675-4952	STRAP, GROUND 27016 (82366)		EA	1	*	*	2	*	*	2	6	15	9

(1) SMR CODE	(2) FEDERAL STOCK NUMBER	(3) DESCRIPTION  REF NUMBER & MFR CODE	(4) USABLE ON CODE	(5) UNIT OF MEAS	QTY INC IN UNIT	(6) 30-DAY DS MAINT ALLOWANCE			(7) 30-DAY GS MAINT ALLOWANCE			(8) 1-YR ALW PER 100 EQUIP CNTGY	(9) ILLUS- TRATION	
						(A)	(B)	(C)	(A)	(B)	(C)		(A)	(B)
O	5310-740-0124	NUT, PLAIN, HEXAGON: DRUM COVER AND CLIP MTG, 1/4-20 THD SIZE 151P15 (82366)		EA	4								15	10
O	5310-740-0123	WASHER, LOCK: DRUM COVER AND RELEASE LEVER MTG, 1/4 IN. SCREW SIZE 101P4 (82366)		EA	4								15	11
P O	4930-705-5431	MAIN SHAFT ASSEMBLY 30051 (82366)		EA	1	2	*	2	2	*	2	2	15	12
O	5310-220-6794	NUT, PLAIN, HEXAGON: SCROLL LOCK LEVER MTG, NO. 8-24 THD SIZE		EA	1								15	13
O	5310-010-6496	WASHER, LOCK: SCROLL LOCK LEVER MTG, NO. 8 SCREW SIZE MS35338-4 (96906)		EA	1								15	14
O	5305-151-3037	SCREW, ROUND HEAD: SCROLL LOCK LEVER MTG, 8/24 IN. THD SIZE, 3/8 IN. LG 5P1001-1 (82366)		EA	1								15	15
O	5310-754-4398	WASHER, LOCK: SCROLL LOCK LEVER MTG, NO. 8 SCREW SIZE 102P10 (82366)		EA	1								15	16
O	5305-011-3953	SCREW, MACHINE: TENSION RELEASE LEVER MTG, 1/4-20 IN. THD SIZE, 5/16 IN. LG 2P102 (82366)		EA	1								15	17
O	5310-012-1637	WASHER, LOCK: TENSION RELEASE AND CLIP MTG, 1/4 IN. SCREW SIZE 103P25 (82366)		EA	1								15	18
P O	4930-735-4371	CABLE ASSEMBLY 30068 (82366)		EA	1	*	*	2	*	*	2	6	15	19
P O	5940-260-0447	CLIP, ELECTRIC 30056 (82366)		EA	2	*	*	*	*	*	*	5	15	20
O	5310-772-3887	NUT, PLAIN, HEXAGON: CLIP MTG, 1/4-20 THD SIZE 151P20 (82366)		EA	1								15	21
O	5310-012-1637	WASHER, LOCK: CLIP MTG, 1/4 IN. SCREW SIZE 101P10 (82366)		EA	1								15	22
O	5305-068-0500	SCREW, MACHINE: CLIP MTG, 1/4 THD SIZE, 1/2 IN. LG 5P100-1 (82366)		EA	1								15	23
O	5310-010-6260	WASHER, FLAT: CLIP MTG, 1/4 IN. SCREW SIZE 126P15 (82366)		EA	1								15	24
XI	4930-675-4947	STOP ASSEMBLY 30055 (82366)		EA	2								15	25
O	5310-740-0124	NUT, PLAIN, HEXAGON: CABLE STOP MTG, 8-32 THD SIZE 151P15 (82366)		EA	2								15	26
O	5310-740-0123	WASHER, LOCK: CABLE STOP MTG, NO. 8 SCREW SIZE 101P4 (82366)		EA	2								15	27
O	5305-251-8656	SCREW, MACHINE: CABLE STOP MTG 2P101-3 (82366)		EA	2								15	28
XI		CABLE 30069 (82366)		EA	2								15	29
XI	5340-564-2368	BUMPER, RUBBER: CABLE STOP 27077 (82366)		EA	2								15	30



(1) SMR CODE	(2) FEDERAL STOCK NUMBER	(3) DESCRIPTION  REF NUMBER & MFR CODE	(4) USABLE ON CODE	(5) UNIT OF MEAS	QTY INC IN UNIT	(6) 30-DAY DS MAINT ALLOWANCE			(7) 30-DAY GS MAINT ALLOWANCE			(8) 1-YR ALW PER 100 EQUIP CNTGY	(9) 1-YR ILLUS- TRATION	
						(A)	(B)	(C)	(A)	(B)	(C)		FIG NO	ITEM NO
		GROUP 16 - FILTER ASSEMBLY												
P O	4930-110-3953	FILTER SEPARATOR ASSEMBLY 2000-606 (17807)		EA	1	*	*	*	*	*	*	5	16	1
X20		CLAMP, RIM CLENCHING 2000-167 (17807)		EA	1								16	2
O	5310-269-4040	NUT, LOCK, HEXAGON: CLAMP MTG, 5/8-11 THD SIZE MS51922-49 (96906)		EA	2								16	3
O	5310-823-8803	WASHER, FLAT: CLAMP MTG, 5/8 IN. SCREW SIZE MS15795-20 (96906)		EA	2								16	4
O	5306-012-6858	BOLT, MACHINE, HEXAGON HEAD: BASE MTG, 5/8-11 THD SIZE, 3 1/2 IN. LG		EA	2								16	5
X20		COVER, FLUID FILTER 2000-606-11 (17807)		EA	1								16	6
P O	5330-171-4827	PACKING, PREFORMED, RUBBER 2000-606-10 (17807)		EA	1	2	4	8	2	4	8	100	16	7
O	5310-274-9337	NUT, WING: RETAINER MTG, 1/2-13 THD SIZE		EA	1									
O	5310-655-9545	WASHER, FLAT: CANNISTER RETAINER MTG, 1/2 IN. SCREW SIZE MS15795-718 (96906)		EA	1								16	9
X20		RETAINER, CANNISTER 2000-606-12 (17807)		EA	1								16	10
P O	4930-072-6700	CANNISTER ASSEMBLY 050205 (06840)		EA	4	*	*	*	*	*	*	5	16	11
P O	4330-983-0998	ELEMENT, FILTER, DOD MILF52308 (81349)		EA	4	8	17	33	8	17	33	400	16	12
X20		ROD, THREADED, END: CANNISTER RETAINER 2000-606-15 (17807)		EA	1								16	13
O	5310-913-5474	NUT, JAM, HEXAGON, BRASS: ROD MTG 2000-36452-3 (17807)		EA	1								16	14
O	4730-735-4408	BUSHING, REDUCING, BRASS: 1 IN. MALE NPT, 1/2 IN. FEMALE NPT 115-5-7 (01400)		EA	1								16	15
O	4730-011-3176	PLUG, PIPE, BRASS: FILTER DRAIN, 1/2-14 THD SIZE 115-5-19 (01400)		EA	1								16	16
P O	6685-735-4391	GAGE, PRESSURE: 0-100 PSI, 1/4 IN. NPT, MALE 20-100AS02B (38056)		EA	2	*	2	2	*	2	2	12	16	17
P O	3895-422-9639	INDICATOR, SIGHT, LIQUID 20-104-1-2 (72219)		EA	1	*	*	*	*	*	*	5	16	18
X1		ROD, GLASS GUARD 2620 (72219)		EA	2								16	19
P O	9340-735-4451	TUBE, GLASS 2000-606-25 (17807)		EA	1	2	4	8	2	4	8	100	16	20
P O	5330-978-8857	WASHER, NONMETALLIC: SIGHT CRCE GLASS MTG D1600 (72219)		EA	2	2	4	8	2	4	8	100	16	21
P O	4930-735-4449	VALVE, CROSS, LOWER 20-104L (72219)		EA	1	*	*	*	*	*	*	5	16	22
P O	4930-735-4450	VALVE, ANGLE, UPPER 20-1040 (72219)		EA	1	*	*	*	*	*	*	5	16	23

(1) SMR CODE	(2) FEDERAL STOCK NUMBER	(3) DESCRIPTION  REF NUMBER & MFR CODE	(4) USABLE CN CODE	(5) UNIT OF MEAS	QTY INC IN UNIT	(6) 30-DAY DS MAINT ALLOWANCE			(7) 30-DAY GS MAINT ALLOWANCE			(8) 1-YR ALW PER 100 EQUIP CNTGY	(9) ILLUS- TRATION	
						(A)	(B)	(C)	(A)	(B)	(C)		FIG NO	ITEM NO
X20		HOSE, DRAIN, RUBBER: 5/16 IN. ID, 36 IN. LG 2000-606-21 (17807)		EA	1								16	24
X20		CLAMP, HOSE, BRASS: 5/16 IN. HOSE SIZE 63Y11 (01400)		EA	1								16	25
O	4820-554-8391	COCK, DRAIN, BRASS: 1/2 IN. NPT MS35785-4 (96906)		EA	1								16	26
O		ELBOW, STREET, BRASS: DRAIN COCK MTC, 1/2-14 THD SIZE SE1590 (01400)		EA	1								16	27
P O	4930-110-3954	FILTER, BODY 2000-606-37 (17807)		EA	1	*	*	*	*	*	*	5	16	28
X20		DECAL, INSTRUCTION, SCOTCHAL 2000-606-38 (17807)		EA	1									
P O	4930-774-5302	GROUP 17 - NOZZLE ASSEMBLY NOZZLE ASSEMBLY: FUEL AND OIL 5M (09310)		EA	2	*	*	*	*	*	2	2	17	1
XI		PIN, ROLL 9361-15 (09310)		EA	2								17	2
XI		GUARD, LEVER 9590-2A (09310)		EA	1								17	3
XI		PIN, ROLL 9361-16 (09310)		EA	1								17	4
XI		LEVER 9590-5A (09310)		EA	1								17	5
XI		CAP 9590-4B (09310)		EA	1								17	6
XI		PACKING 9590-14 (09310) (COMPONENT OF KIT, FSN 4930-770-8430)		EA	1								17	7
XI		GLAND, PACKING 9590-15 (09310)		EA	1								17	8
XI		RETAINER, SPRING 9361-30B (09310)		EA	1								17	9
XI		SPRING 9361-34A (09310)		EA	1								17	10
XI		STEM 13601-5A (09310)		EA	1								17	11
XI		PIN, COTTER 9117-14 (09310) (COMPONENT OF KIT, FSN 4930-770-8430)		EA	1								17	12
O		NUT, LOCK 13601-65 (09310)		EA	1								17	13
O		WASHER 13601-13 (09310)		EA	1								17	14
XI		DISC, RELIEF VALVE 13601-4 (09310) (COMPONENT OF KIT, FSN 4930-770-8430)		EA	1								17	15
XI		O RING 13601-64 (09310) (COMPONENT OF KIT, FSN 4930-770-8430)		EA	1								17	16

(1) SMR CODE	(2) FEDERAL STOCK NUMBER	(3) DESCRIPTION  REF NUMBER & MFR CODE	(4) USABLE ON CODE	(5) UNIT OF MEAS	QTY	(6) 30-DAY DS MAINT ALLOWANCE			(7) 30-DAY GS MAINT ALLOWANCE			(8) 1-YR ALW PER 100 EQUIP CNTGY	(9) ILLUS- TRATION	
						(A)	(B)	(C)	(A)	(B)	(C)		(A)	(B)
X1		BODY, RELIEF VALVE 13601-6A (09310)		EA	1								17	17
X1		NUT: DISC MTG 9590-23 (09310)		EA	1								17	18
X1		BODY, MAJOR VALVE 9590-21 (09310)		EA	1								17	19
X1		DISC, MAJOR VALVE 13601-3 (09310) (COMPONENT OF KIT, FSN 4930-770-8430)		EA	1								17	20
O		WASHER 6552 (09310)		EA	1								17	21
X1		O RING 9590-6 (09310) (COMPONENT OF KIT, FSN 4930-770-8430)		EA	1								17	22
X1		TUBE ASSEMBLY SA9590-3 (09310)		EA	1								17	23
X1	4730-764-6689	STRAINER ASSEMBLY, SA9590-2 (09310)		EA	1								17	24
X20		SCREW: CABLE, EYELET MTG 5953-1 (09310)		EA	1								17	25
P O	6150-110-8425	CABLE ASSEMBLY, GROUND 826D4 (09310)		EA	1	*	*	*	*	*	*	5	17	26
X1		CLIP, ELECTRICAL: GROUND CABLE 6044 (09310)		EA	1								17	27
X1		CABLE, GROUND 6802B (09310)		EA	1								17	28
X1		EYELET: CABLE MTG 6803 (09310)		EA	1								17	29
X1		DUST CAP ASSEMBLY SA9590-1 (09310)		EA	1								17	30
X1		DUST CAP 5795-1A (09310)		EA	1								17	31
X1	4730-603-7463	SPRING, EXTENSION: DUST CAP HOLDER 8354-5 (09310)		EA	1								17	32
X1		S HOOK: CHAIN TO DUST CAP AND NOZZLE BODY 9590-17 (09310)		EA	2								17	33
X1		CHAIN: DUST CAP HOLDER 9590-18 (09310)		EA	1								17	34
X1		BODY 9590-1C (09310)		EA	1								17	35
P O	4730-203-1010	COUPLING, HALF, QUICK DISCONNECT MS27026-9 (96906)		EA	1	REF	REF	REF	REF	REF	REF	REF	17	36
P O	4730-360-0595	GASKET: COUPLING MS27030-5 (96906)		EA	1	REF	REF	REF	REF	REF	REF	REF	17	37
P O	4930-770-8430	KIT, FUEL NOZZLE X5M7102RK (09310)		EA	1	2	4	8	2	4	8	100		
		1-PACKING: 9590-14 (09310)				REF	REF	REF	REF	REF	REF	REF		
		1-PIN, COTTER: 9117-14 (09310)				REF	REF	REF	REF	REF	REF	REF		
		1-DISC, RELIEF VALVE: 13601-4 (09310)				REF	REF	REF	REF	REF	REF	REF		
		1-O RING: 13601-64 (09310)				REF	REF	REF	REF	REF	REF	REF		

(1)	(2)	(3)	(4)	(5)	(6)			(7)			(8)	(9)		
SMR CODE	FEDERAL STOCK NUMBER	DESCRIPTION	USABLE CN CODE	UNIT OF MEAS	QTY INC IN UNIT	30-DAY DS MAINT ALLOWANCE			30-DAY GS MAINT ALLOWANCE			1-YR ALW PER 100 EQUIP CNTGY	ILLUS- TRATION (A)	(B)
		REF NUMBER & MFR CODE				(A)	(B)	(C)	(A)	(B)	(C)	FIG NO	ITEM NO	
		1-DISC, MAJOR VALVE: 13601-3 (09310)				REF	REF	REF	REF	REF	REF			
		1-0 RING: 9590-6 (09310)				REF	REF	REF	REF	REF	REF			
		GROUP 18 - REEL ASSEMBLY, HOSE												
P O	4930-735-4381	REEL, FUELING HOSE: LH 115-201 (01400)		EA	1	*	*	*	*	*	*	5	18 1	
P O	4930-735-4380	REEL, FUELING HOSE: RH 115-200 (01400)		EA	1	*	*	*	*	*	*	5	18 1	
O	5305-071-2232	SCREW, CAP, HEXAGON HEAD: SPRING HOUSING MTG, 1/4-20 THD SIZE, 3 1/4 IN. LG MS90725-19 (96906)		EA	6								18 2	
O	5310-012-0380	WASHER, LOCK: RIM AND SPRING HOUSING MTG, 1/4 IN. SCREW SIZE MS35338-25 (96906)		EA	20								18 3	
X20		HOUSING ASSEMBLY, SPRING: LH 115-233 (01400)		EA	1								18 4	
X20		HOUSING ASSEMBLY, SPRING: RH 115-232 (01400)		EA	1								18 4	
O	5310-732-0558	NUT, PLAIN, HEXAGON: GUIDE ASSEMBLY MTG, 3/8-16 THD SIZE MS51967-8 (96906)		EA	10								18 5	
O	5310-012-0382	WASHER, LOCK: GUIDE ASSEMBLY MTG, 3/8 IN. SCREW SIZE 120382 (24617)		EA	10								18 6	
O	5305-619-4718	SCREW, CAP, HEXAGON HEAD: RIM SUPPORT GUIDE AND ROLLER BRACKET MTG, 3/8-16 THD SIZE, 3/4 IN. LG MS35291-58 (96906)		EA	22								18 7	
P O	4930-110-3950	BRACKET ASSEMBLY: ROLLER 115-206 (01400)		EA	1	*	*	*	*	*	*	5	18 8	
X1		PLATE ASSEMBLY: OUTSIDE, LH 115-215 (01400)		EA	1								18 9	
X1		PLATE ASSEMBLY: OUTSIDE, RH 115-216 (01400)		EA	1								18 9	
O	5305-282-2015	SETSCREW: NO. 10-24 THD SIZE, 1/4 IN. LG S316145S (01400)		EA	2								18 10	
X1	4930-735-4377	ROLLER, HORIZONTAL 115-58-2 (01400)		EA	2								18 11	
X1	4930-735-4376	AXLE, HORIZONTAL 115-99-2 (01400)		EA	2								18 12	
X1	4930-735-4375	ROLLER, VERTICAL 115-58-1 (01400)		EA	2								18 13	
X1	4930-735-7374	AXLE, VERTICAL 115-99-1 (01400)		EA	2								18 14	
O	5305-012-5843	SETSCREW, SOCKET HEAD: CUP POINT, 3/8-16 THD SIZE, 3/8 IN. LG		EA	1								18 15	
P O	3040-110-3951	COLLAR, HUB: RETAINING C200 (01400)		EA	1	*	*	*	*	*	*	5	18 16	
X1		PLATE ASSEMBLY: INSIDE, LH 115-217 (01400)		EA	1								18 17	
X1		PLATE ASSEMBLY: INSIDE, RH 115-218 (01400)		EA	1								18 17	

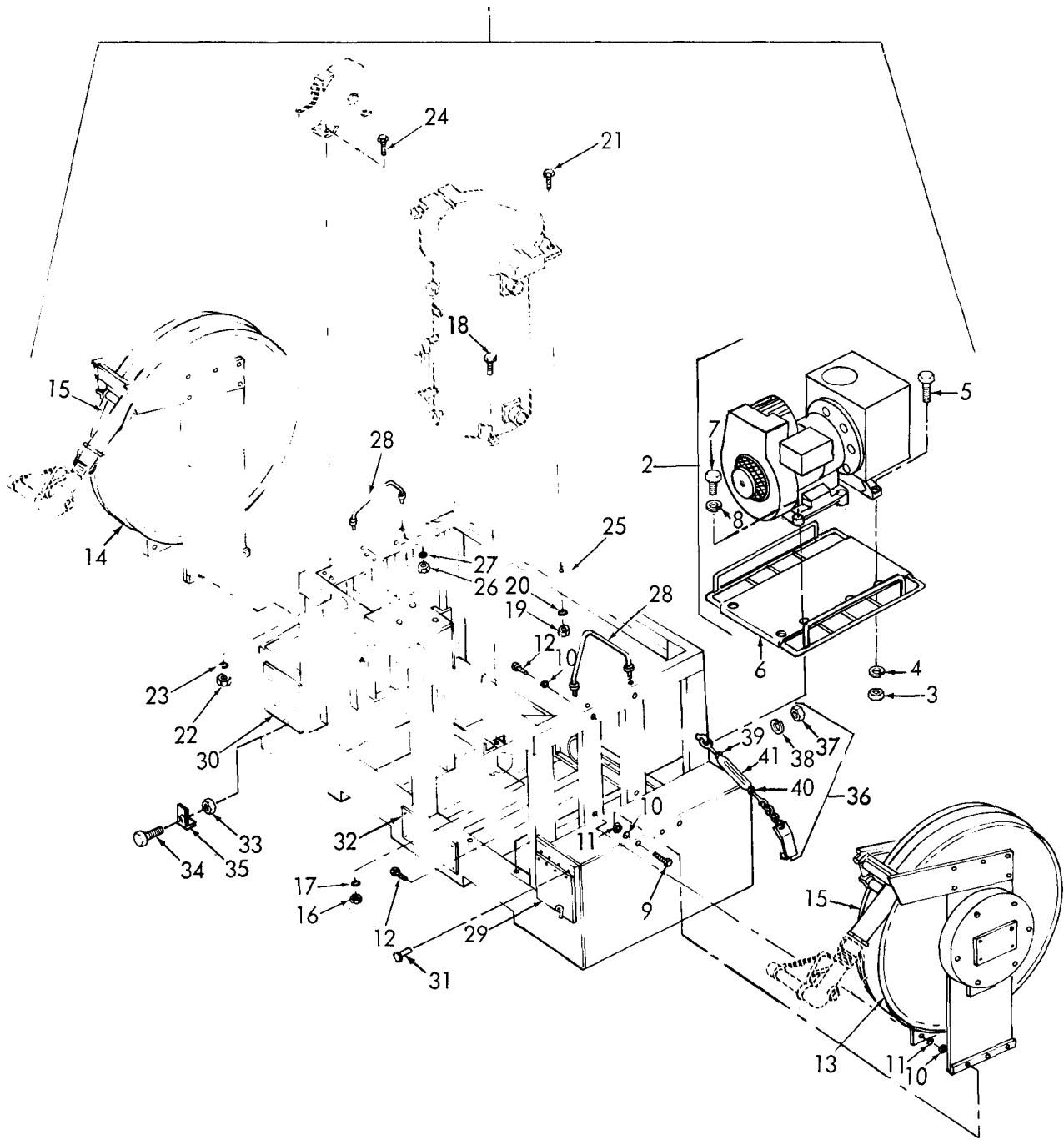
(1) SMR CODE	(2) FEDERAL STOCK NUMBER	(3) DESCRIPTION  REF NUMBER & MFR CODE	(4) USABLE ON CODE	(5) UNIT OF MEAS	QTY INC IN UNIT	(6) 30-DAY DS MAINT ALLOWANCE			(7) 30-DAY GS MAINT ALLOWANCE			(8) 1-YR ALW PER 100 EQUIP CNTGY	(9) ILLUS- TRATION	
						(A)	(B)	(C)	(A)	(B)	(C)		FIG NO	ITEM NO
XI		FLANGE, BEARING 115-24 (01400)		EA	1								18	18
P O	3120-735-4452	BEARING, SLEEVE 115-197 (01400)		EA	2	*	*	2	*	*	2	6	18	19
XI	4930-871-2996	WHEEL, RATCHET: LH 115-52L (01400)		EA	1								18	20
XI	4930-735-4378	WHEEL, RATCHET: RH 115-52R (01400)		EA	1								18	20
XI		RIM, SUPPORT 115-235 (01400)		EA	1								18	21
O	5305-068-0501	SCREW, CAP, HEXAGON HEAD: RIM MTG, 1/4-20 THD SIZE, 5/8 IN. LG MS22291-5 (96906)		EA	14								18	22
XI		RIM, REEL: INSIDE 115-54-1 (01400)		EA	1								18	23
XI		RIM, REEL: OUTSIDE 115-54-2 (01400)		EA	1								18	24
O	5310-905-0762	NUT, PLAIN, HEXAGON: RIM MTG, 1/4-20 THD SIZE MS51967-3 (96906)		EA	14								18	25
XI		SPINDLE, SPACER, REEL 115-234 (01400)		EA	1								18	26
P O	4930-110-3952	PIPE ASSEMBLY 115-241 (01400)		EA	1	*	*	*	*	*	*	5	18	27
XI		COUPLING, HALF 115-243 (01400)		EA	1								18	28
XI		PIPE, ANGLE 115-242 (01400)		EA	1								18	29
XI		HUB ASSEMBLY 115-29 (01400)		EA	1								18	30
		GROUP 19 - STORAGE TANK ASSEMBLY												
P F R	5430-585-2529	TANK, 600 GALLON W/TIE DOWN BOLTS: TANK LIQUID STORAGE, METAL FOR PETROLEUM PRODUCTS T2000 (17807)		EA	1	*	2	2	*	2	2	12	19	1
O	5315-845-7787	PIN, COTTER: LIFTING EYE MTG, 1/8 IN. DIA, 1 1/2 IN. LG MS24665-289 (96906)		EA	4								19	2
O	5310-763-8921	NUT, CASTELLATED HEXAGON HEAD: LIFTING EYE MTG, 3/4-10 THD SIZE MS51967-23 (96906)		EA	4								19	3
O	5310-342-5293	WASHER, FLAT: LIFTING EYE MTG, 3/4 IN. SCREW SIZE 1020-36528-6 (17807)		EA	4								19	4
O	5305-820-1739	SCREW, CAP, HEXAGON HEAD: LIFTING EYE MTG, 3/4-10 THD SIZE, 2 3/4 IN. LG MS51105-464 (96906)		EA	4								19	5
X20		EYE, LIFTING 1020-36528-3 (17807)		EA	4								19	6
O	5305-044-4153	SCREW, CAP, HEXAGON HEAD: LIFTING BRACKET MTG, 1/2-13 THD SIZE, 1 IN. LG MS90725-109 (96906)		EA	16								19	7
O	5310-809-5998	WASHER, LOCK: LIFTING EYE BRACKET MTG, 1/2 IN. SCREW SIZE MS27183-18 (96906)		EA	16								19	8

(1) SMR CODE	(2) FEDERAL STOCK NUMBER	(3) DESCRIPTION  REF NUMBER & MFR CODE	(4) USABLE CN CODE	(5) UNIT OF MEAS	QTY	(6) 30-DAY DS MAINT ALLOWANCE			(7) 30-DAY GS MAINT ALLOWANCE			(8) 1-YR ALW PER 100 EQUIP CNTGY	(9) ILLUS- TRATION	
						(A)	(B)	(C)	(A)	(B)	(C)		(A)	(B)
X20		BRACKET, LIFTING EYE 2000-3658-2 (17807)		EA	4							19	9	
O	5305-809-9385	SETSCREW, SOCKET HEAD: COLLAR MTG, 1/4-20 THD SIZE, 1/2 IN. LG MS51021-60 (96906)		EA	1							19	10	
O	5315-200-3183	PIN, SPRING: .187 IN. DIA, 1 3/8 IN. LG MS16562-240 (96906)		EA	1							19	11	
X20		KEY 1020-36525-1 (17807)		EA	1							19	12	
X20		COLLAR 1020-36525-3 (17807)		EA	1							19	13	
X20		ROD: DRAIN VALVE 1020-36525-24 (17807)		EA	1							19	14	
X20		SUPPORT ASSEMBLY: DRAIN VALVE ROD 2000-36460 (17807)		EA	1							19	15	
X1		SUPPORT, DRAIN VALVE ROD 2000-36460-1 (17807)		EA	1							19	16	
P O	5330-733-2208	O RING MS29513-112 (96906)		EA	2	2	2	2	2	2	2	25	19	17
X20	4820-777-6925	VALVE ASSEMBLY: DRAIN 2000-36454 (17807)		EA	1							19	18	
O	5305-013-2264	SCREW, MACHINE: RETAINER MTG, 1/4-20 THD SIZE, 3/4 IN. LG 1020-36454-1 (17807)		EA	3							19	19	
X1		PIN, STEM 1020-36454-4 (17807)		EA	1							19	20	
X1		RETAINER, STEM 1020-36454-6 (17807)		EA	1							19	21	
P O	4820-777-6934	SCREW, WASHER: STEM MTG 1020-36454-7 (17807) (NYLOX, N31B1024B)		EA	1	*	*	*	*	*	*	5	19	22
P O	4820-781-4768	GASKET: STEM MTG, 11/16 IN. OD, 3/16 IN. ID, 1/4 IN. THK 1020-36454-8 (17807)		EA	1	2	2	2	2	2	2	25	19	23
X1		STEM: VALVE 1020-36454-5 (17807)		EA	1							19	24	
P O	5330-063-9787	GASKET: BASE, 2 7/8 IN. OD, 1 3/4 IN. ID, 1/8 IN. THK 1020-36454-3 (17807)		EA	1	2	2	2	2	2	2	25	19	25
X1		BASE 2000-36454-2 (17807)		EA	1							19	26	
O		ELBOW: BRASS, 1/2 IN. NPT, 3/4 IN. HOSE SIZE, 90 DEG 2000-36454-9 (17807)		EA	1							19	27	
X20		ROD: LOWER OPERATING 2000-36452-9 (17807)		EA	1							19	28	
X20		RALE, ADJUSTING 2000-36452-8 (17807)		EA	1							19	29	
O	5310-685-6850	NUT, JAM, BRASS: SUPPORT ASSEMBLY MTG, 1/2-13 THD SIZE 2000-36452-3 (17807)		EA	1							19	30	
X20		ROD: UPPER OPERATING 2000-36452-456 (17807)		EA	1							19	31	
X20		ROD, SUPPORT ASSEMBLY: TOP OPERATING 2000-36452-7 (17807)		EA	1							19	32	
X1		SUPPORT: TOP CONTROL ROD 2000-36452-7-1 (17807)		EA	1							19	33	

(1) SMR CODE	(2) FEDERAL STOCK NUMBER	(3) DESCRIPTION  REF NUMBER & MFR CODE	(4) USABLE ON CODE	(5) UNIT OF MEAS	QTY INC IN UNIT	(6) 30-DAY DS MAINT ALLOWANCE			(7) 30-DAY GS MAINT ALLOWANCE			(8) 1-YR ALW PER 100 EQUIP CNTGY	(9) ILLUS- TRATION	
						(A)	(B)	(C)	(A)	(B)	(C)		FIG NO	ITEM NO
X20		PIN, ROLL: LEVER MTG, 5/16 IN. DIA, 2 IN. LG 2000-36452-2 (17807)		EA	1								19	34
X20		LEVER, CAM 2000-36452-1 (17078)		EA	1								19	35
X20		COVER ASSEMBLY: HAND PUMP, PORT 2000-36461 (17807)		EA	1								19	36
X1		COVER: HAND PUMP, PORT 2000-36461-1 (17807)		EA	1								19	37
P O	5330-763-2628	GASKET: HAND PUMP, PORT 2000-36461-2 (17807)		EA	1	2	2	2	2	2	2	25	19	38
O	5310-225-6993	NUT, SELF-LOCKING, HEXAGON: VALVE MTG, 1/2-13 THD SIZE MS51922-33 (96906)		EA	6								19	39
O	5310-584-5272	WASHER, LOCK: VALVE MTG, 1/2 IN. SCREW SIZE MS35338-48 (96906)		EA	6								19	40
X20		RING, BACK-UP ASSEMBLY 1020-36419 (17807)		EA	1								19	41
P O	5330-063-2506	GASKET: ROUND CORK, COMPRESSED 1020-3649 (17807)		EA	2	2	2	2	2	2	2	25	19	42
P O	5340-823-5318	CAP, DUST: 2 IN. SIZE MS27028-11 (96906)		EA	1	*	*	*	*	*	*	2	19	43
P O	5330-612-2414	GASKET: TANK DRAIN COVER, 2 IN. SIZE MS27030-6 (96906)		EA	1	REF	REF	REF	REF	REF	REF	REF	19	44
X1		CHAIN, W/RINGS 110-6 (17807)		EA	1								19	45
X20		VALVE ASSEMBLY 113-75 (01400)		EA	1								19	46
O	5305-013-9703	SETSCREW: DOG POINT, 1/4-20 THD SIZE, 3/8 IN. LG		EA	1									
O	5310-269-4040	NUT, SELF-LOCKING: TIE DOWN ASSEMBLY MS51922-49 (96906)		EA	2								19	48
O	5310-828-6653	WASHER, LOCK: TIE DOWN ASSEMBLY, 5/8 IN. SCREW SIZE MS35338-50 (96906)		EA	2								19	49
X20	5430-794-6970	LOOP, DRAG 1020-3641650 (17807)		EA	4								19	50
P O	5430-794-6969	HOLD DOWN ASSEMBLY 1020-36436 (96906)		EA	8	*	*	*	*	*	*	2	19	51
O	5310-720-8240	NUT, JAM: RH, 1/2-13 THD SIZE MS35691-34 (96906)		EA	1								19	52
O	5310-088-8513	NUT, JAM: LH, 1/2-13 THD SIZE MS27952-7 (96906)		EA	1								19	53
X1		TANK ASSEMBLY: WELDMENT 2000-36408 (17807)		EA	1								19	54
P O	4720-115-2439	HOSE, RUBBER: REAR TANK DRAIN 2000-86 (17807) (STORED IN TOOL BOX, 3/4 IN. ID, 5 FT LG)		EA	1	*	*	2	*	*	2	6	19	55
P O	4730-113-5480	HOSE, RUBBER: FRONT TANK DRAIN 2000-87 (17807) (STORED IN TOOL BOX, 3/4 IN. ID, 10 FT LG)		EA	1	*	*	2	*	*	2	6	19	55
X20		CLAMP, HOSE, ADJUSTABLE: 3/4 IN. ID 2000-88 (17807)		EA	2								19	56

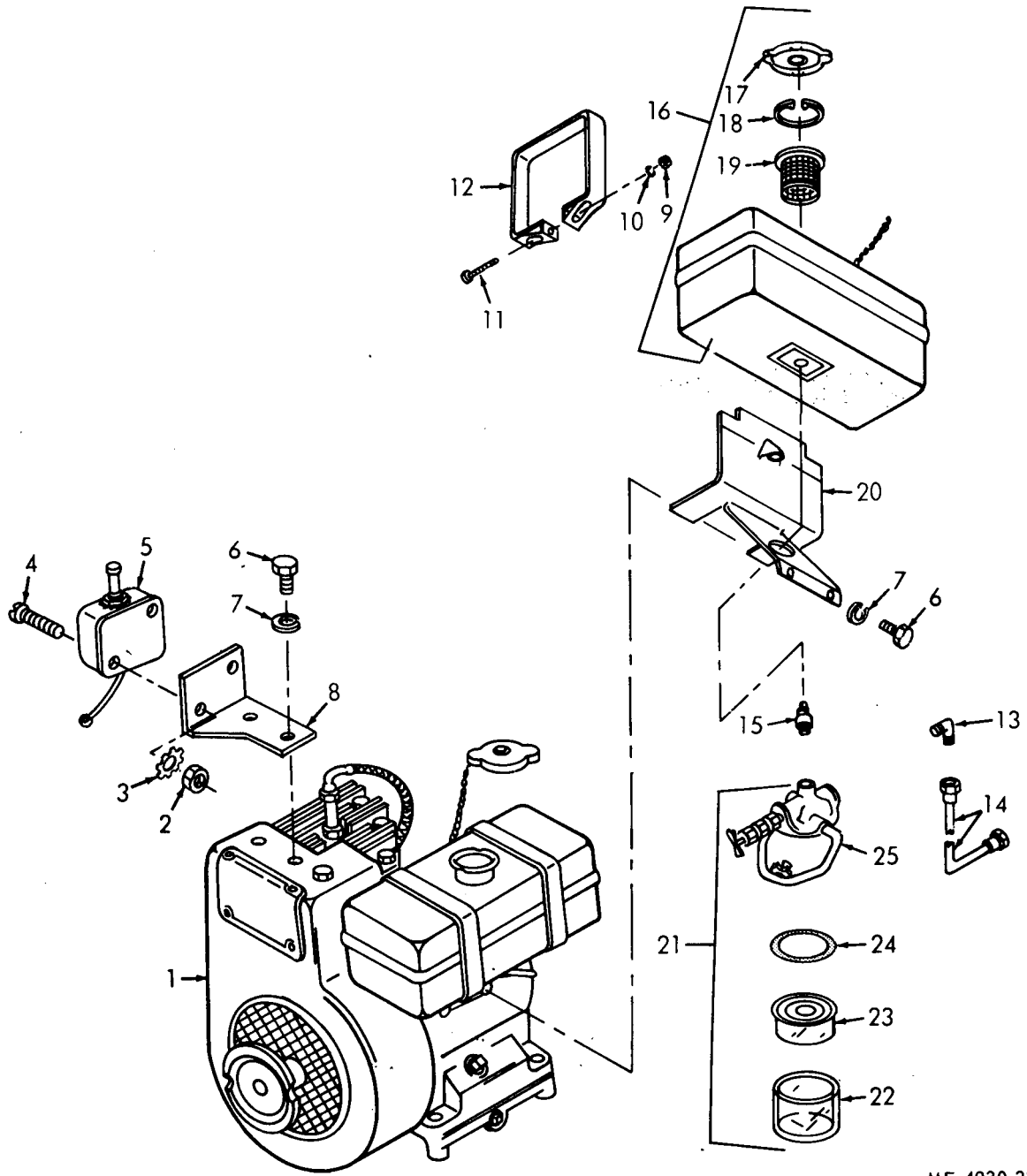
(1) SMR CODE	(2) FEDERAL STOCK NUMBER	(3) DESCRIPTION  REF NUMBER & MFR CODE	(4) USABLE ON CODE	(5) UNIT OF MEAS	QTY	(6) 30-DAY DS MAINT ALLOWANCE			(7) 30-DAY GS MAINT ALLOWANCE			(8) 1-YR ALW PER 100 EQUIP CNTGY	(9) ILLUS- TRATION	
						(A)	(B)	(C)	(A)	(B)	(C)		(A)	(B)
P O	5430-794-6946	COVER ASSEMBLY: TANK MANHOLE FX1097SA (12718)  GROUP 20 - ACCESSORY		EA	2	*	*	2	*	*	2	6	19	57
P O	5430-794-6946	COVER ASSEMBLY: TANK MANHOLE FX1097SA (12718)		EA	2	*	*	2	*	*	2	6		20
O	5315-059-0140	PIN, COTTER: 3/64 IN. DIA, 1 IN. LG 887-23D (12718)		EA	6								20	1
P O	5310-732-6278	NUT, WING, SPECIAL 887-23C (12718)		EA	6	2	2	2	2	2	2	26	20	2
O	5310-010-3320	WASHER, LOCK: MANHOLE COVER MTG, 3/8 IN. SCREW SIZE 887-23E (12718)		EA	6								20	3
P O	5340-794-6949	HOOK, CLAMP 887-23B (12718)		EA	6	2	2	2	2	2	2	26	20	4
P O	5306-324-0263	BOLT, HOOK: MANHOLE COVER RETAINING 887-23A (12718)		EA	6	2	2	2	2	2	2	26	20	5
X1		COVER, MANHOLE 1097SA1 (12718)		EA	1								20	6
X20		BOLT, W/NUT, HEXAGON HEAD: HINGE MTG, 5/16-18 THD SIZE, 3 1/2 IN. LG 1097-8 (12718)		EA	2								20	7
X1		CAM, CLOSING 1097A4 (12718)		EA	1								20	8
X20		ADJUSTING ASSEMBLY: HINGE 1097-5 (12718)		EA	1								20	9
X1		HINGE: MANHOLE COVER MTG 1097A3 (12718)		EA	1									
P O	2510-732-6270	GASKET: MANHOLE COVER 887-22 (12718)		EA	1	*	2	2	*	2	2	16	20	11
X1		RING, LOCK 997R6 (12718)		EA	1								20	12
O	5310-692-9944	WASHER, SPRING 887-7 (12718)		EA	1								20	13
P O	5340-345-4838	PLUG, FUSIBLE FX887-11 (12718)		EA	1	*	*	*	*	*	*	5	20	14
X1		COVER: MANHOLE FX997A2 (12718)		EA	1								20	15
X20	2510-334-8069	VENT, TRIPLEX: MANHOLE COVER T37 (12718)		EA	1								20	16
P O	5430-794-6947	GASKET: COVER MTG FX997-12 (12718)		EA	1	2	2	4	2	2	4	50	20	17
X20		DECAL SET 2000-36400 (17807) (INCLUDES ALL DECALS REQUIRED)		EA	1									
X20		EXTINGUISHER, FIRE (W/BRACKETS) KG10 (99539)		EA	1									
P O	5340-823-5316	PLUG: PROTECTIVE, DUST, 1 1/2 IN. SIZE MS27029-9 (96906)		EA	1	*	*	2	*	*	2	6		
P O	4730-951-3298	COUPLING, HALF REDUCER 2 IN. MALE, 1 1/2 IN. FEMALE MS49000-13 (96906)		EA	1	*	*	2	*	*	2	6		





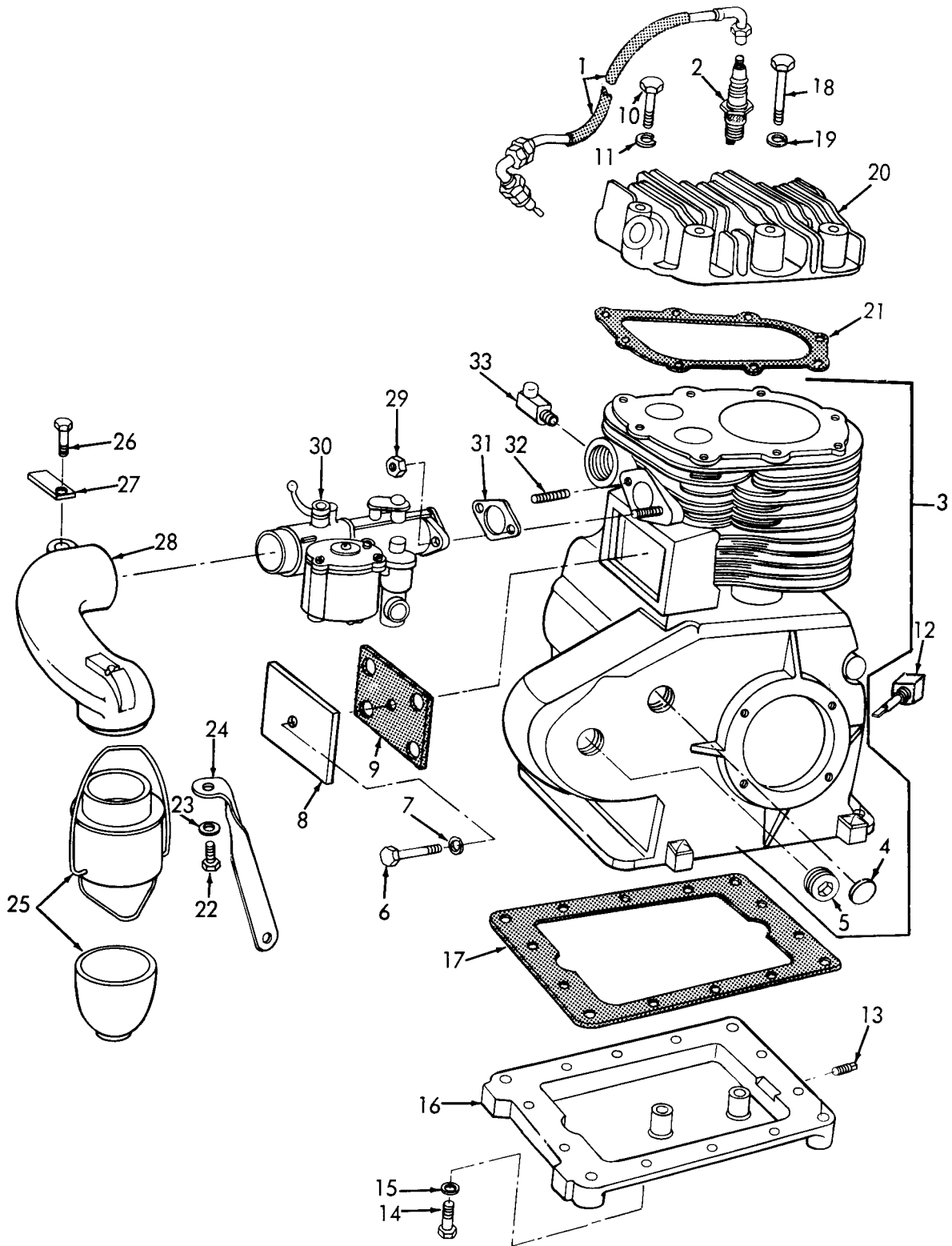
ME 4930-227-24P/1

Figure No. 1. Pumping



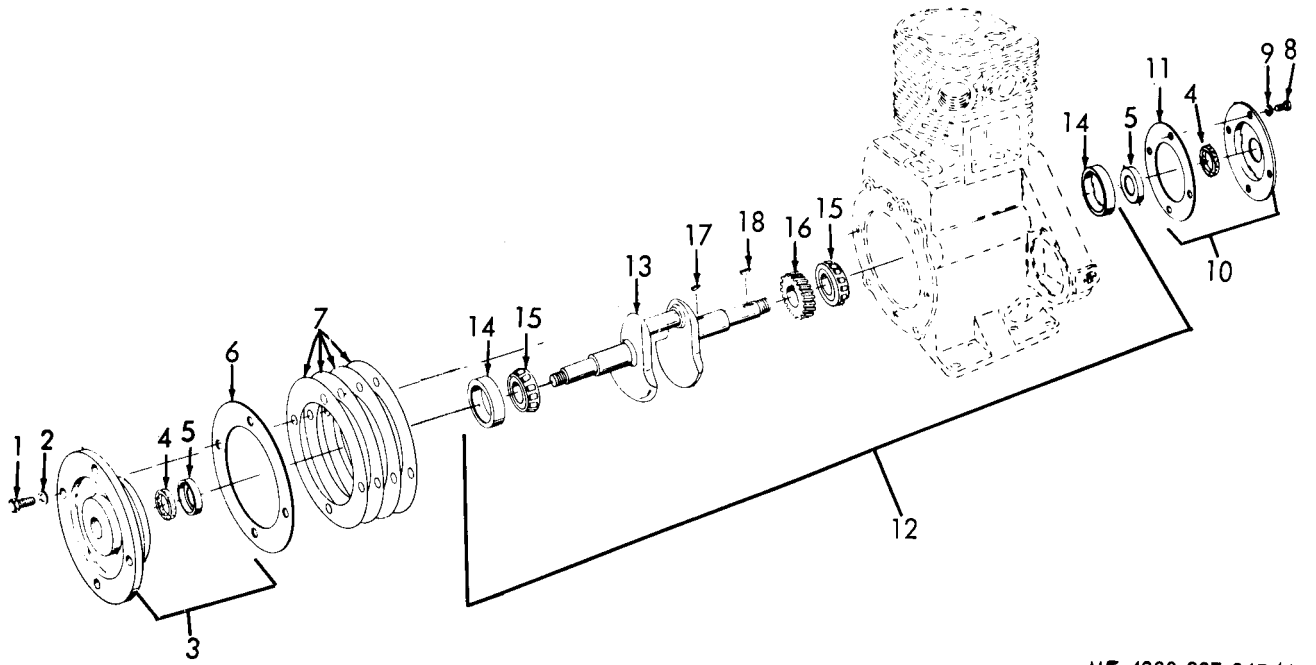
ME 4930-227-24P/2

Figure No. 2. Engine



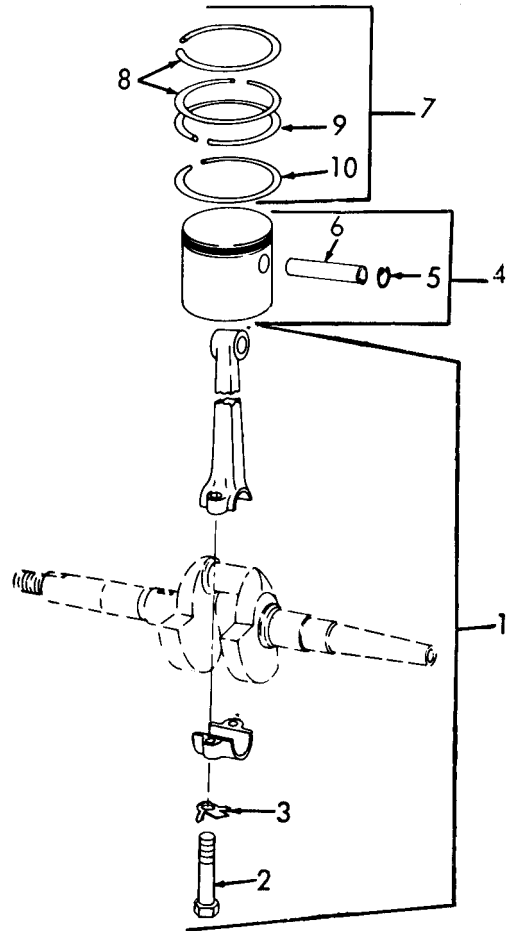
ME 4930-227-24P/3

Figure No. 3. Cylinder, Block Head, Carburetor and Air Cleaner



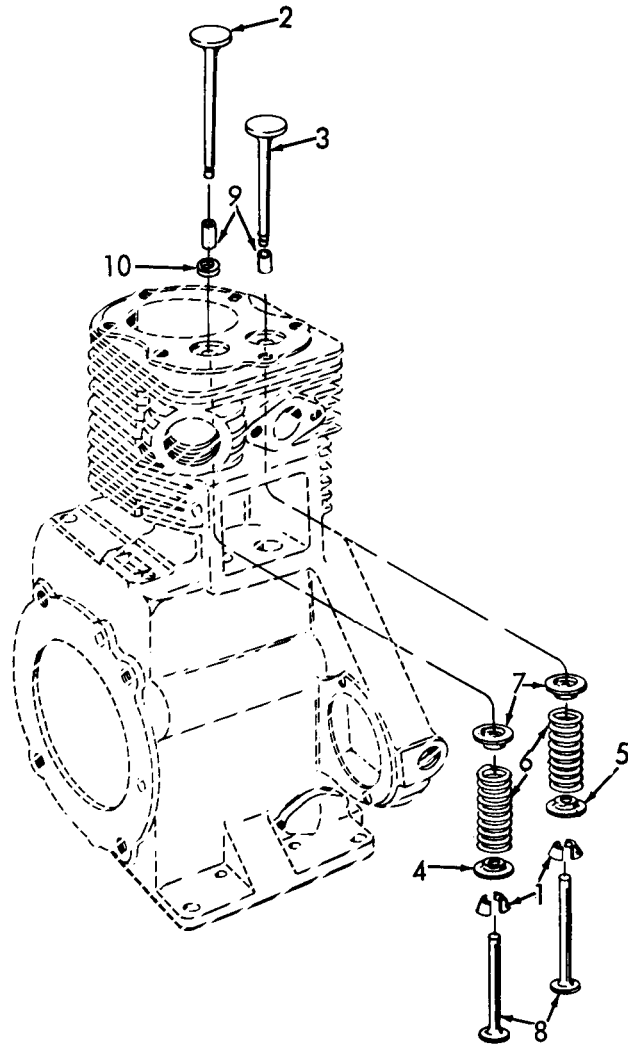
ME 4930-227-24P/4

Figure No. 4. Crankshaft



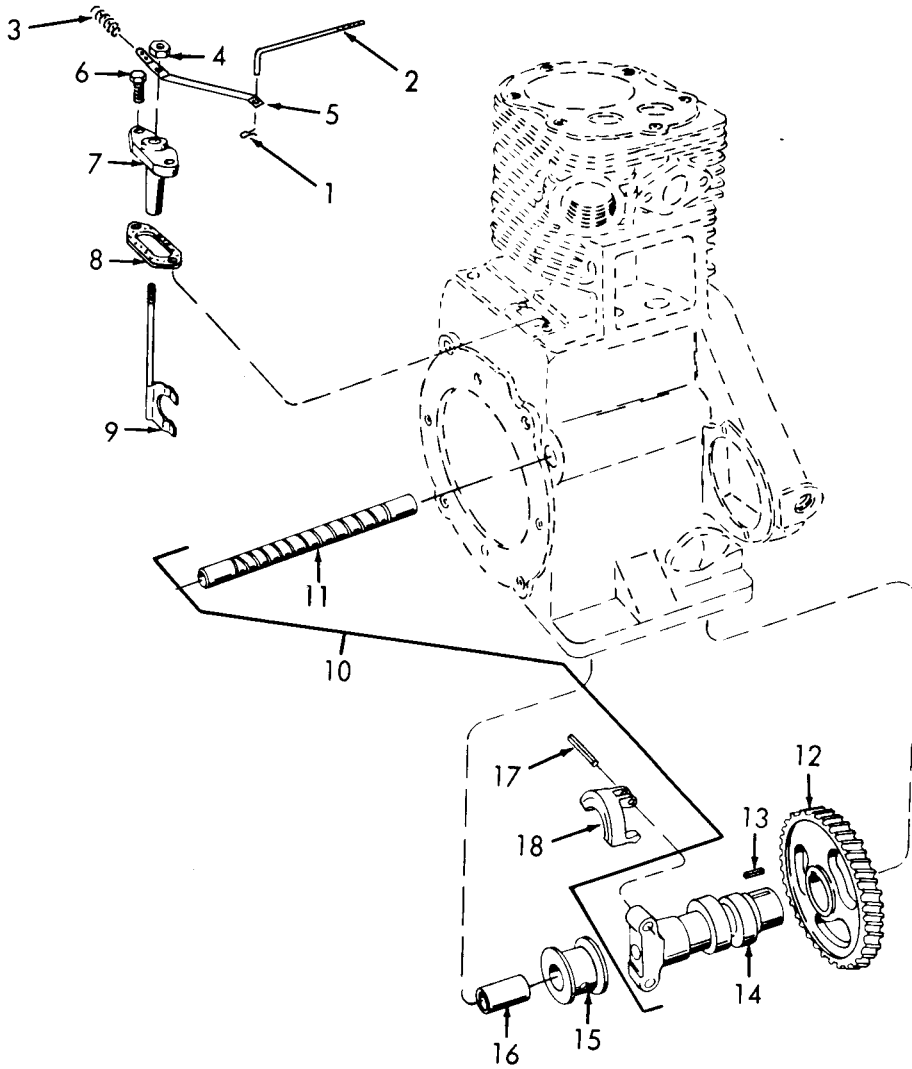
ME 4930-227-24P/5

Figure No. 5. Piston and Connecting Rod



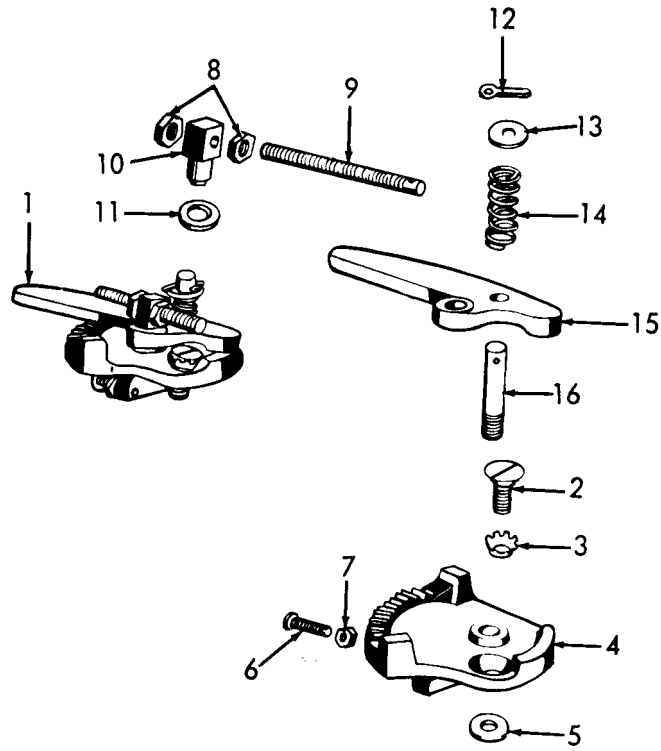
ME 4930-227-24P/6

Figure No. 6. Valves



ME 4930-227-24P/7

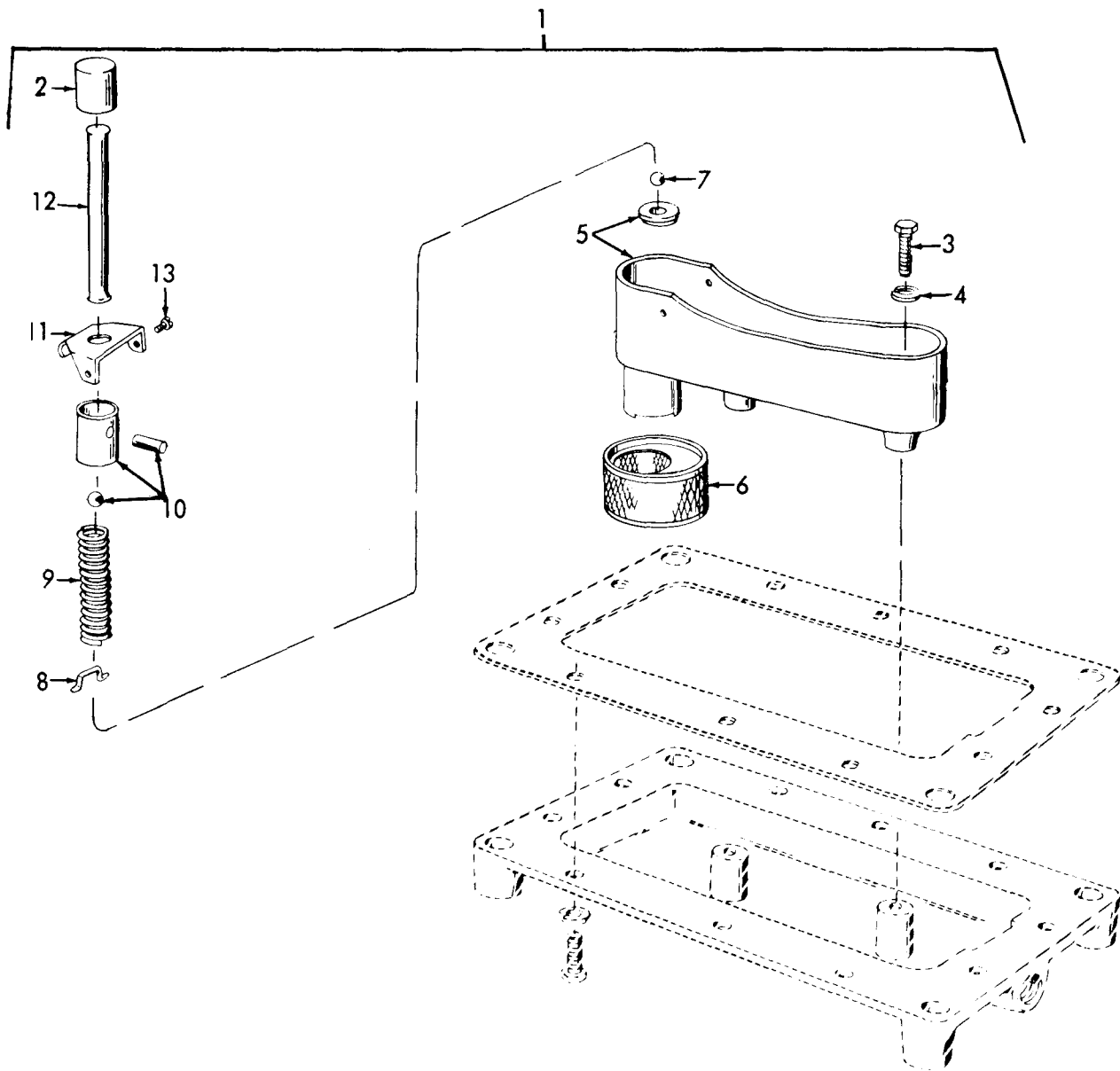
Figure No. 7. Governor and Camshaft



ME 4930-227-24P/8

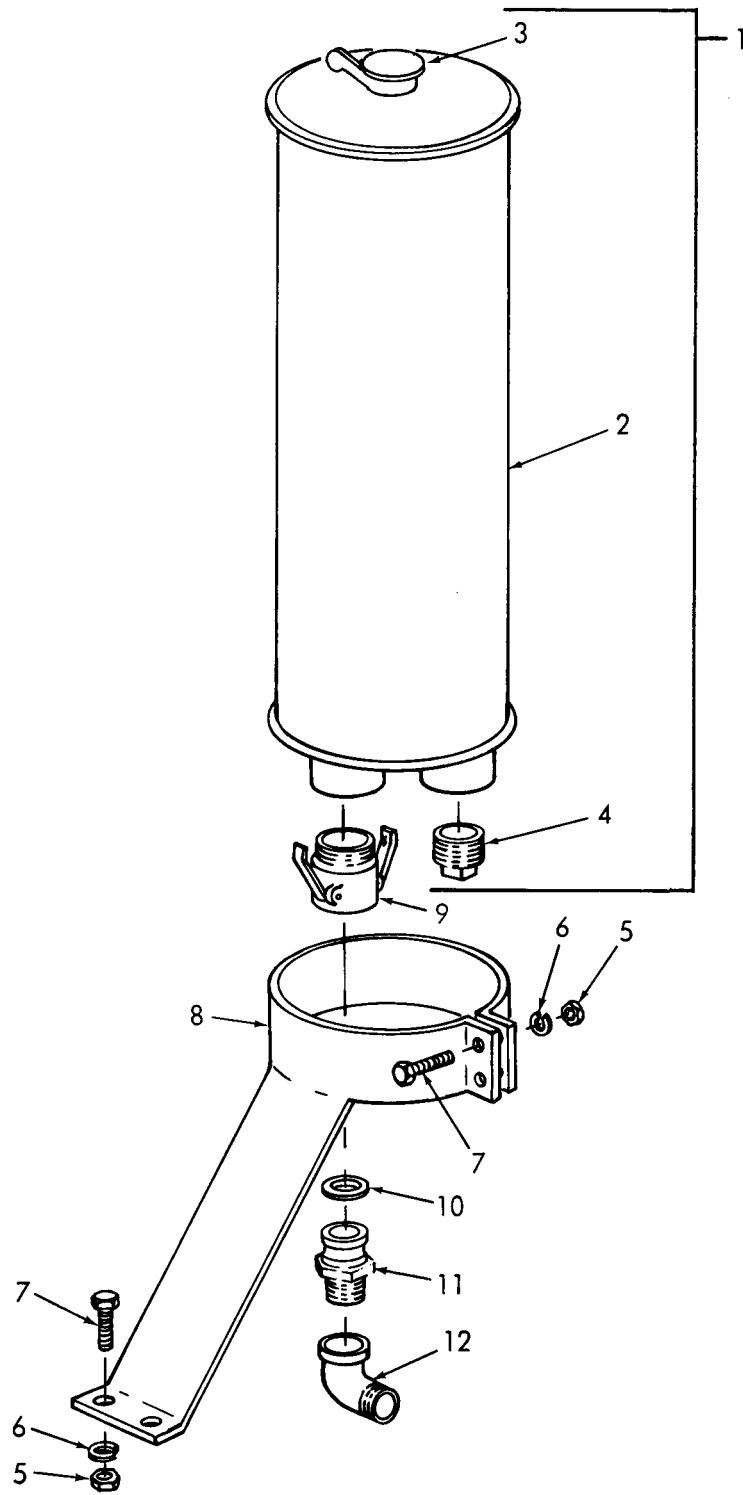
Figure No. 8. Governor Control





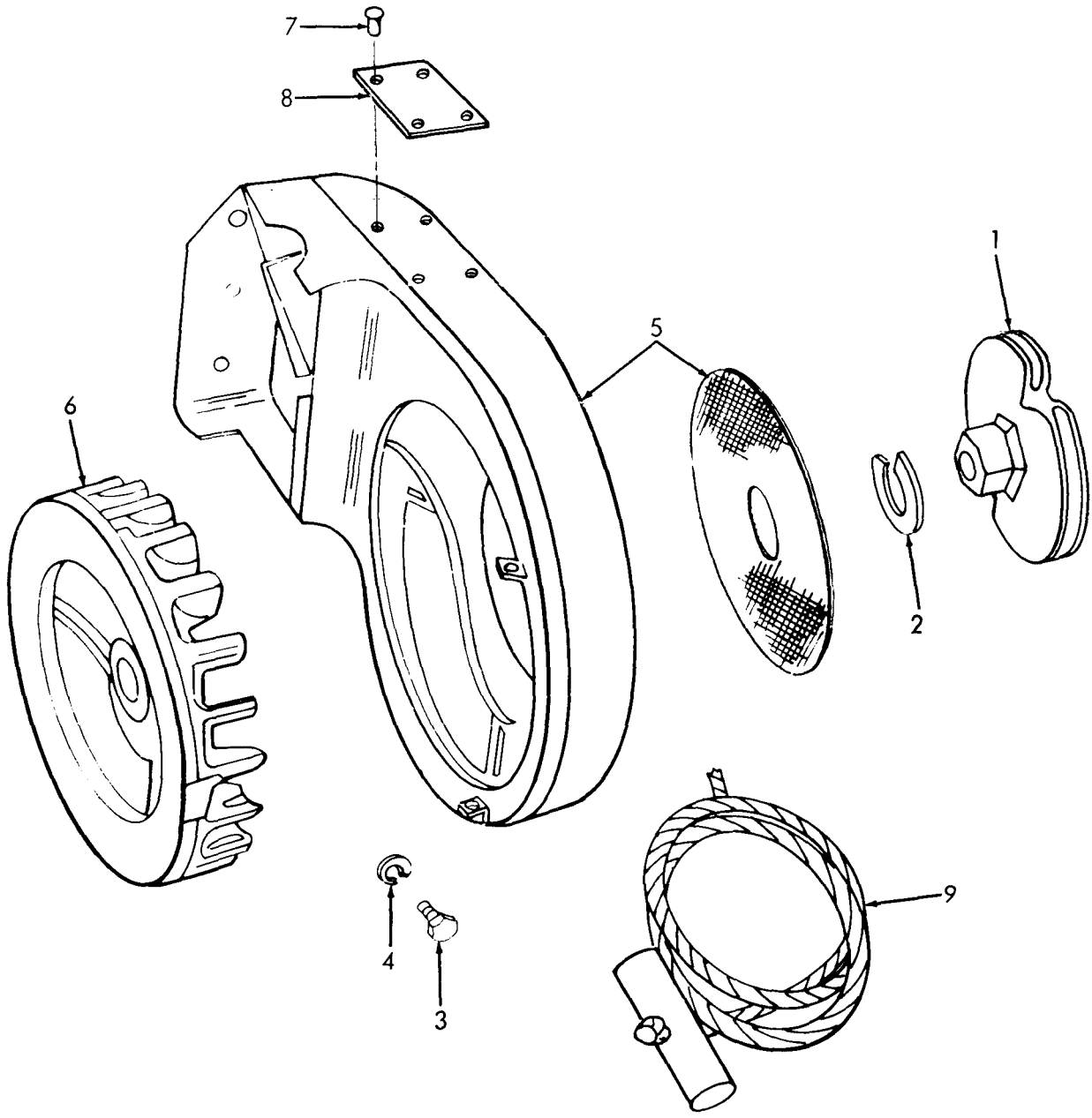
ME 4930-227-24P/9

Figure No. 9. Oil Pump



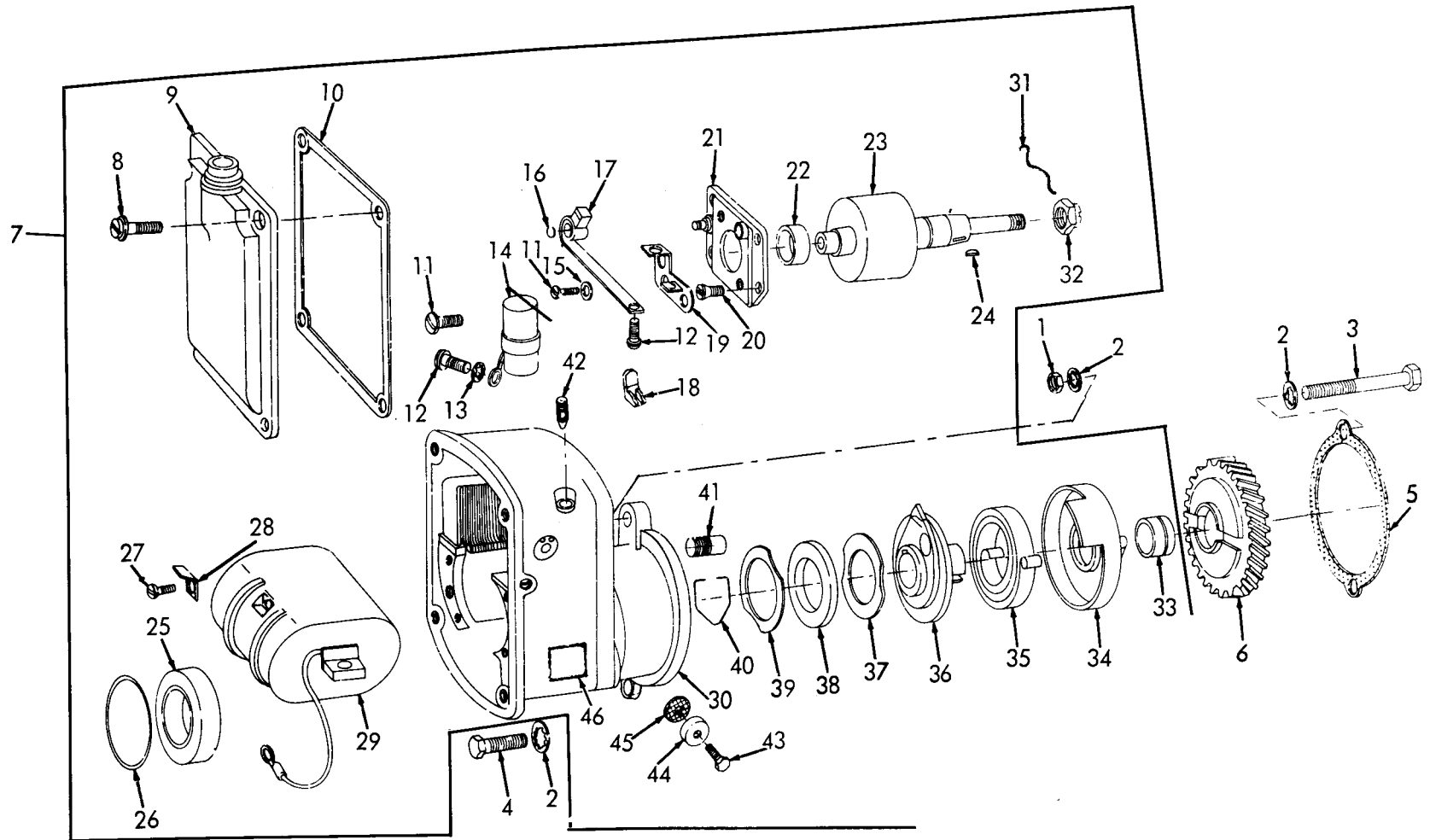
ME 4930-227-24P/10

Figure No. 10. Muffler and Attaching Parts



ME 4930-227-24P/11

Figure No. 11. Flywheel, Shroud, Starting Rope and Sheave



ME 4930-227-24P/12

Figure No. 12. Magneto

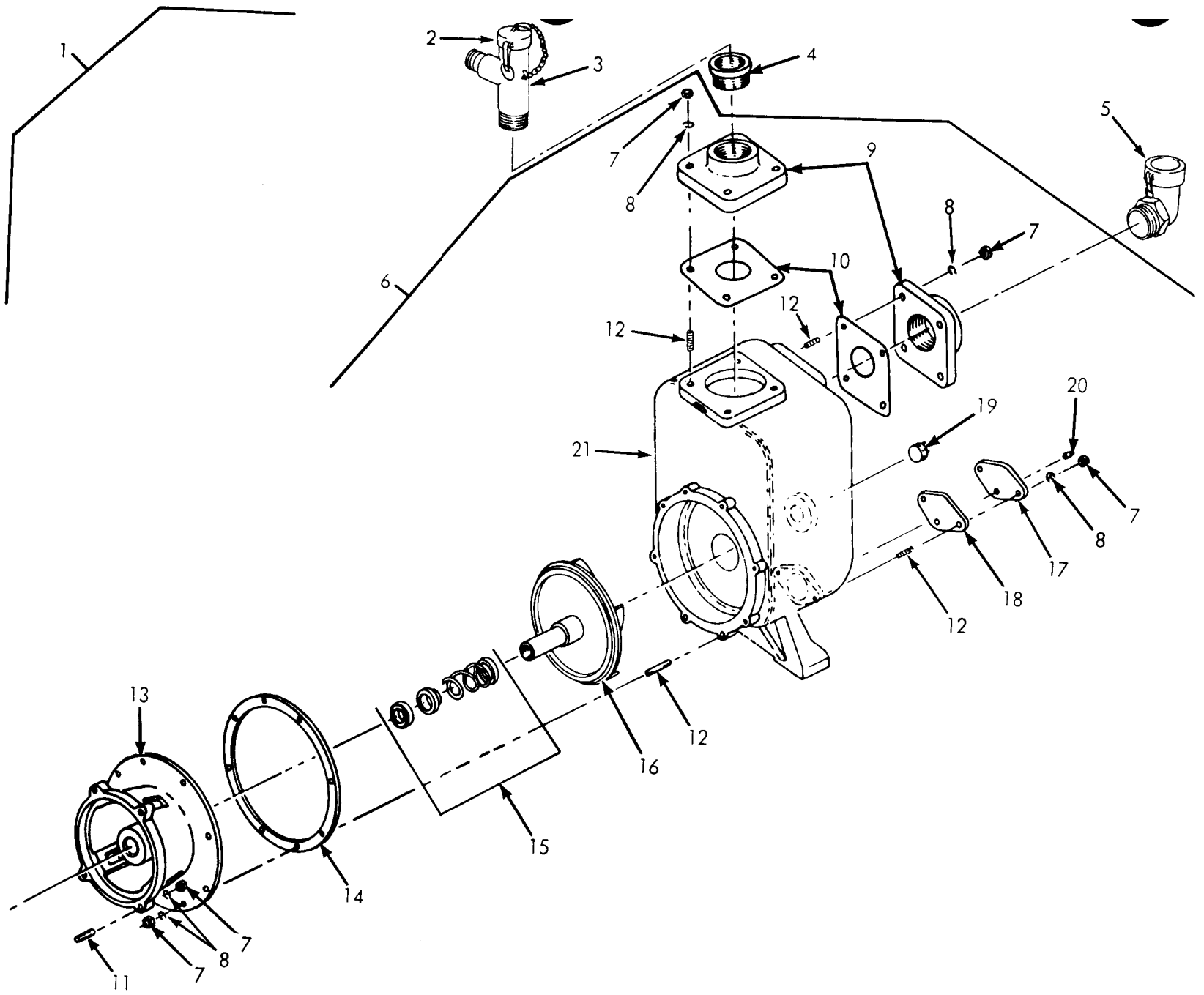
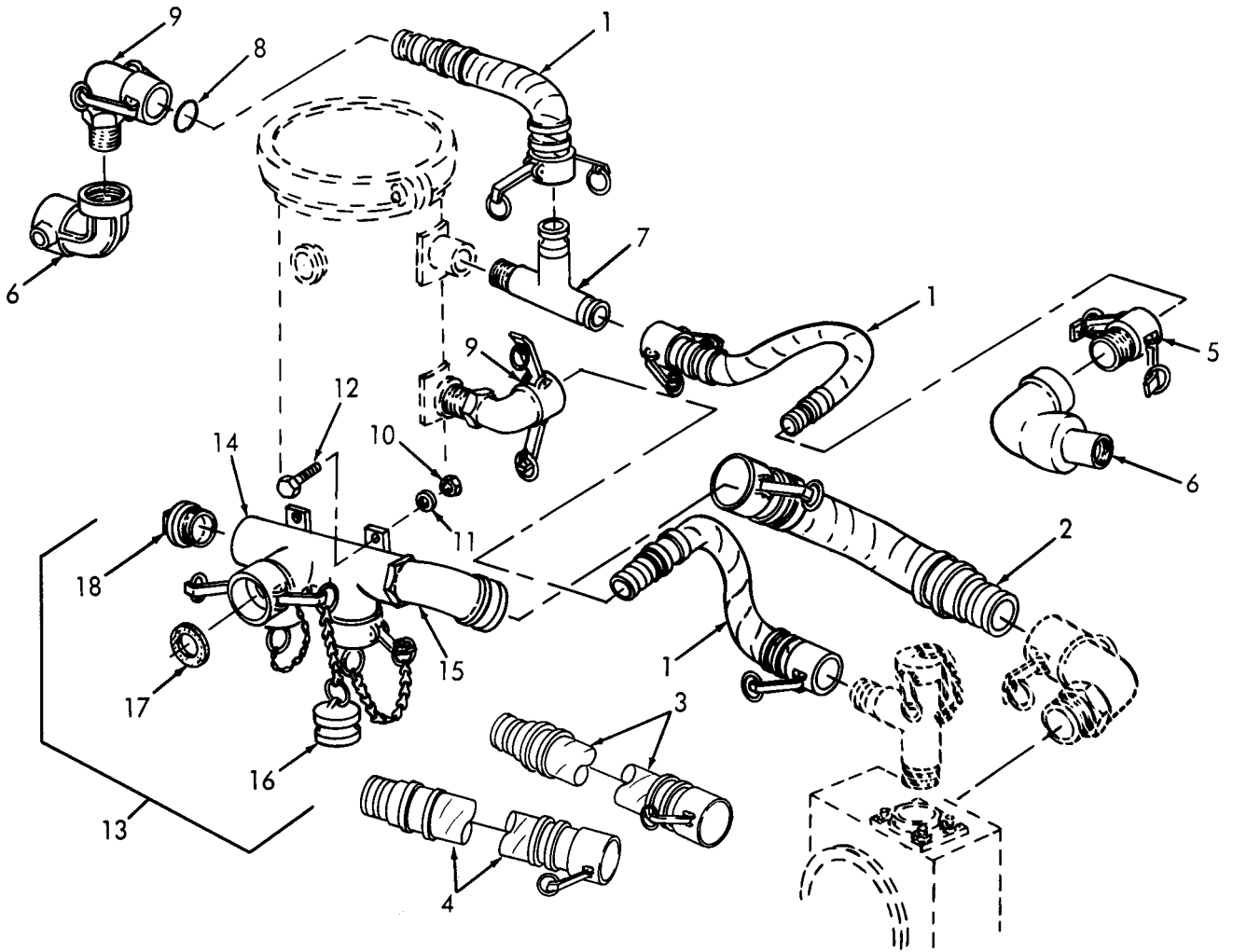


Figure No. 13. Pump

ME 4930-227-24P/13



ME 4930-227-24P/14

Figure No. 14. Manifold, Hose and Fittings

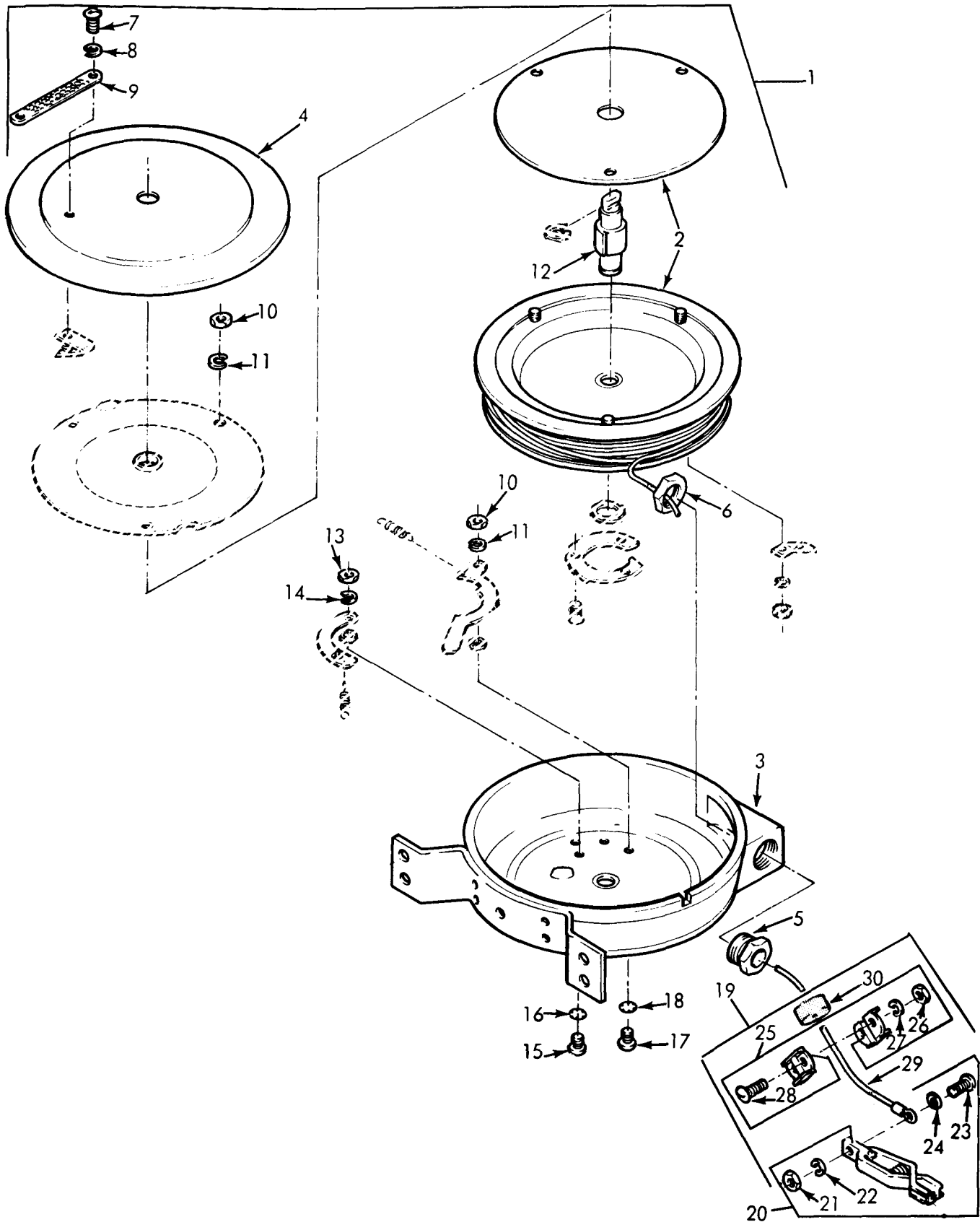


Figure No. 15. Reel, Ground Cable

ME 4930-227-24P/15

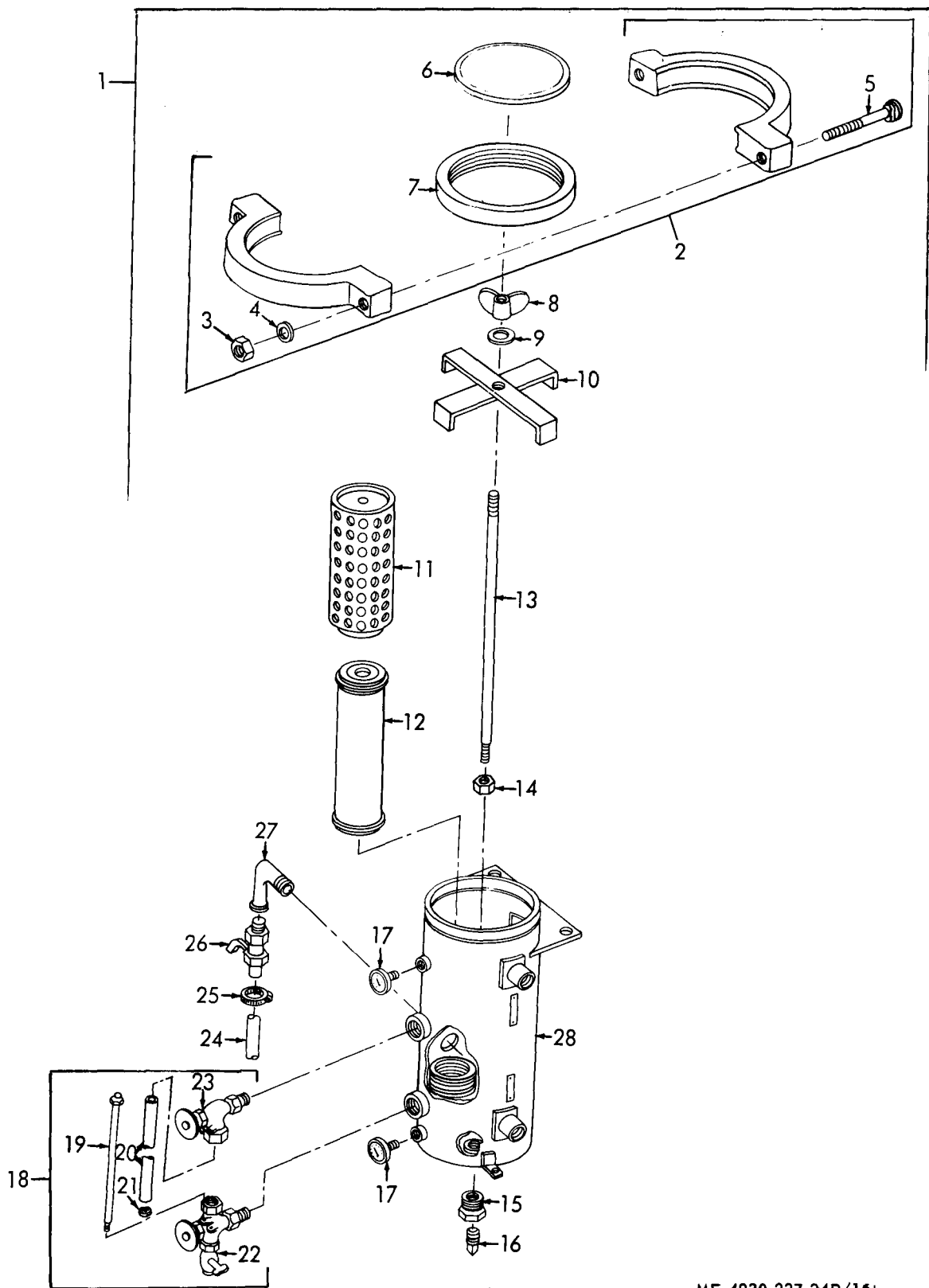
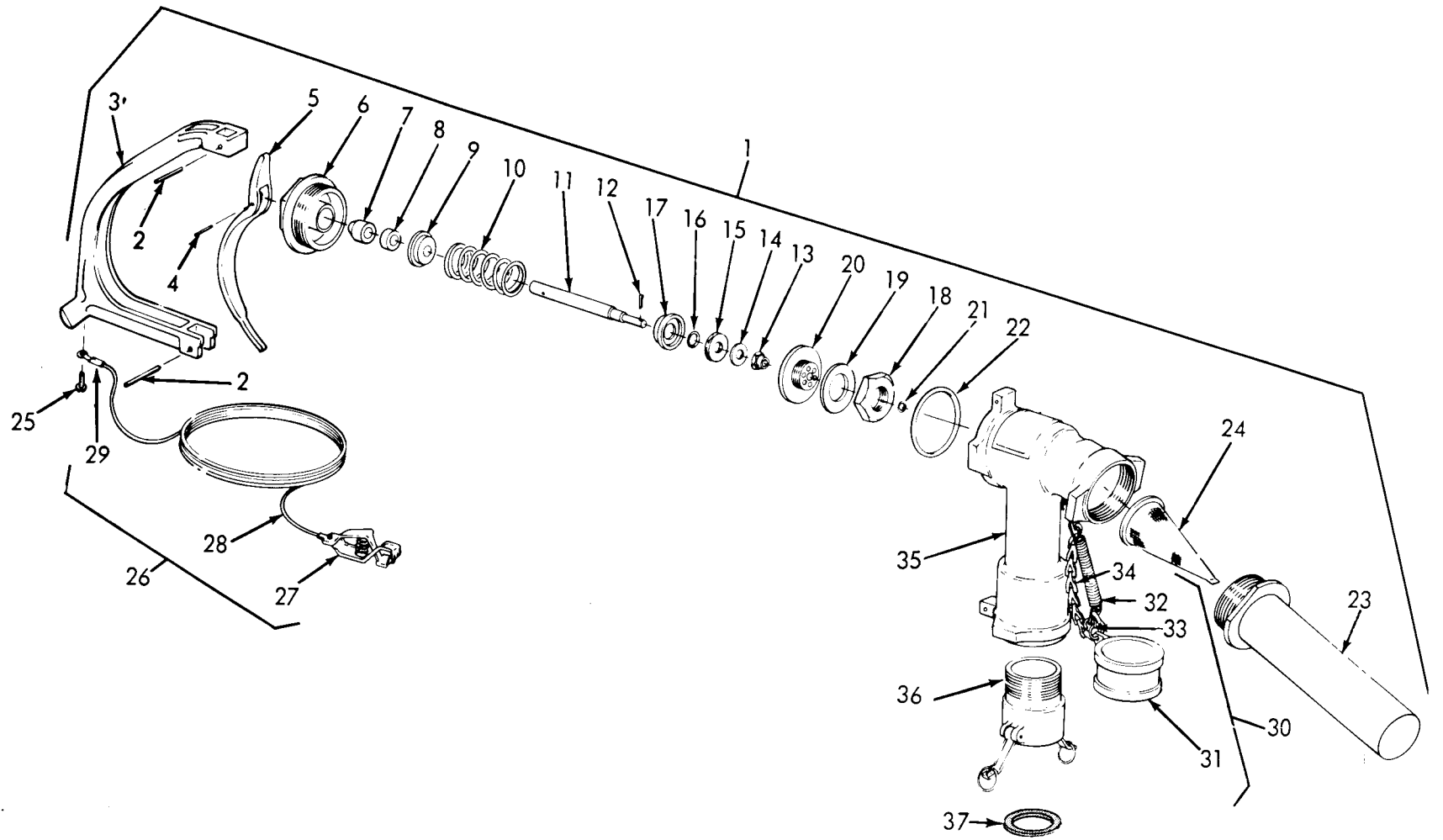


Figure No. 16. Filter

ME 4930-227-24P/161





ME 4930-227-24P/17

Figure No. 17. Nozzle

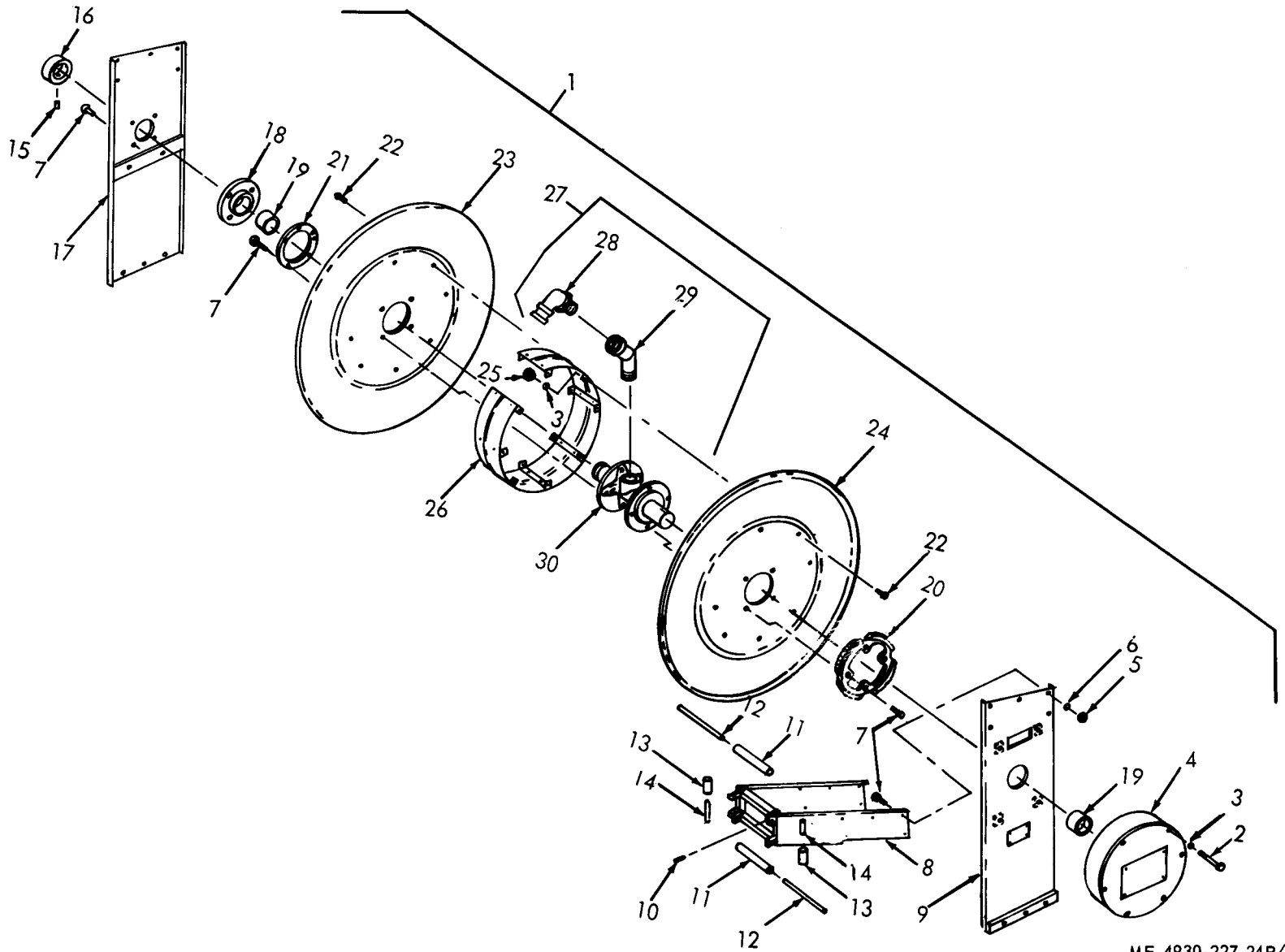
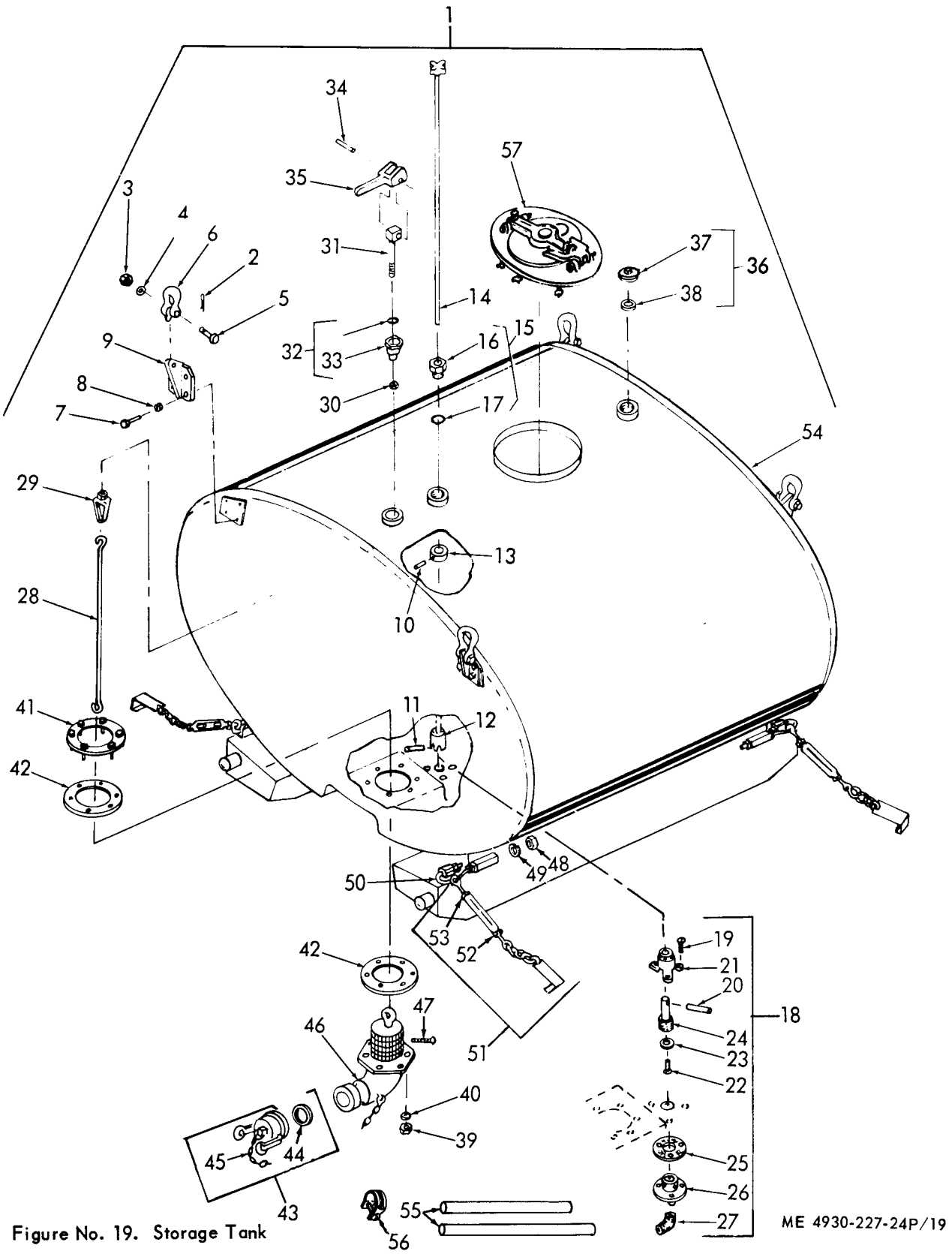
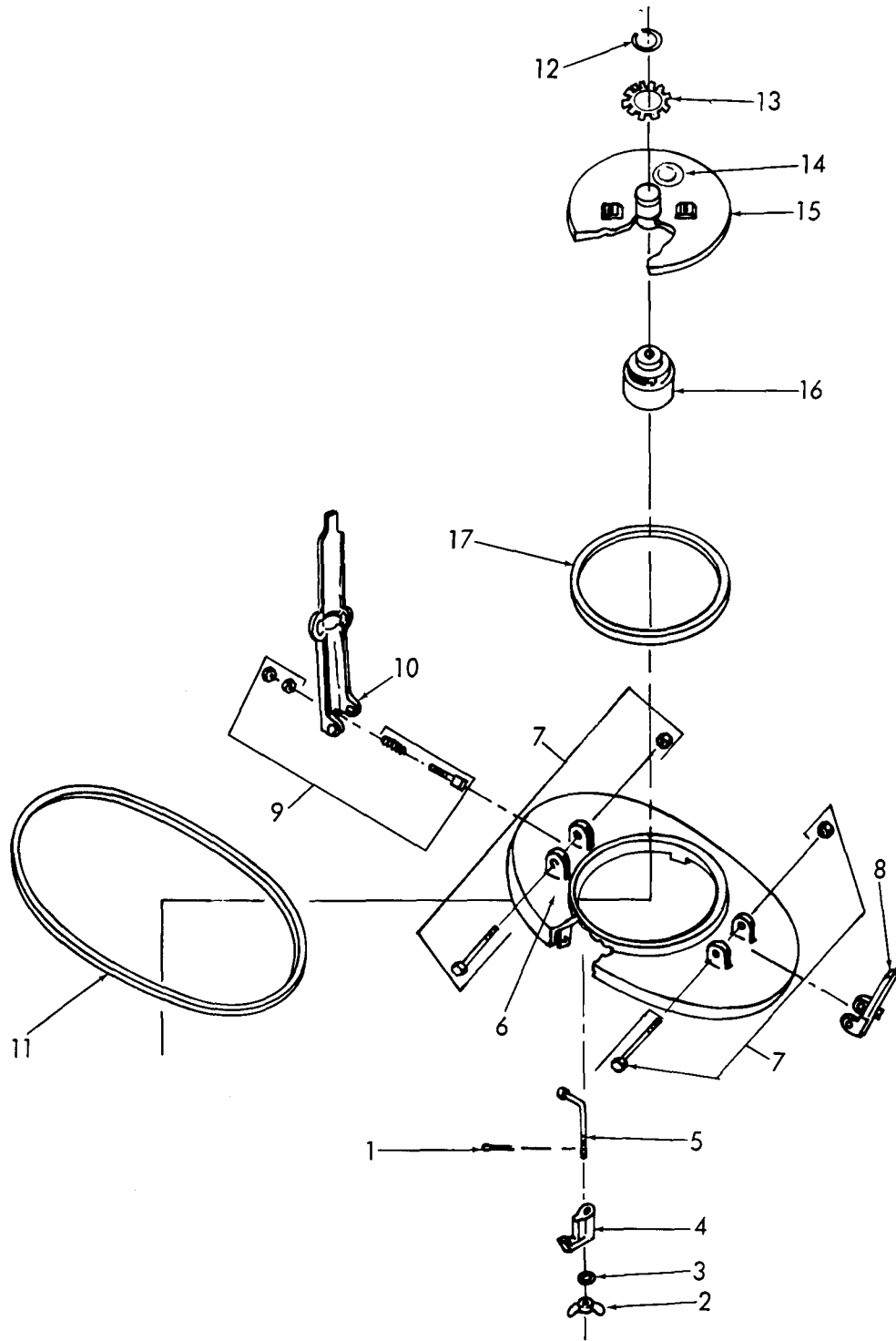


Figure No. 18. Reel, Hose





ME 4930-227-24P/20

Figure No. 20. Cover, Tank Manhole

SECTION VII. INDEX-FEDERAL STOCK NUMBER AND REFERENCE NUMBER  
 CROSS-REFERENCE TO FIGURE AND ITEM NUMBER

STOCK NUMBER	FIG NO	ITEM NO	STOCK NUMBER	FIG NO	ITEM NO
2510-334-8069	20	16	2990-400-5115	10	1
2510-732-6270	20	11	2990-422-6161	11	1
2805-143-6657	6	5	2990-424-2835	8	15
2805-249-9903	4	16	2990-511-7629	7	9
2805-268-3448	3	9	2990-536-2962	8	10
2805-270-3429	6	3	2990-603-4790	7	2
2805-277-2918	6	1	2990-624-3634	10	3
2805-301-2940	6	4	2990-661-8942	7	15
2805-301-6336	4	3	2990-701-6853	7	18
2805-335-9217	7	14	2990-718-6022	11	9
2805-335-9218	7	12	2990-981-0763	12	36
2805-356-0840	4	4	3040-110-3951	18	16
2805-358-3077	3	16	3110-100-0522	4	14
2805-376-0395	11	6	3110-100-3158	4	15
2805-376-0398	3	17	3110-144-8998	12	25
2805-376-0416	3	8	3110-620-6177	12	22
2805-391-4152	4	5	3120-735-4452	18	19
2805-448-1050	6	2	3895-422-9639	16	18
2805-528-6164	5	6	4320-360-0939	10	11
2805-555-2119	5	7	4320-929-5325	1	1
2805-585-1540	5	10		1	2
2805-585-1541	5	8	4330-983-0998	16	12
2805-620-0156	6	7	4530-789-5815	12	21
2805-640-8628	5	9	4720-113-5478	14	1
2805-672-8508	5	1	4720-115-2439	19	55
2805-672-9510	12	6	4720-718-6020	1	15
2805-695-2177	6	9	4720-718-6023	14	2
2805-722-3922	2	1	4720-718-6024	14	3
2805-735-4441	4	12	4720-718-6027	14	4
2805-740-0071	3	12	4730-010-3867	3	13
2805-776-0512	6	8	4730-011-2578	13	20
2805-776-8151	6	10	4730-011-3176	16	16
2805-700-7778	3	33	4730-011-3178	13	19
2805-782-9761	7	10	4730-079-2451	10	9
2805-808-5675	6	6	4730-111-2497	14	15
2805-828-9520	5	4	4730-113-5480	19	55
2805-837-1181	3	3	4730-203-1010	14	5
2805-837-1182	3	20		17	36
2805-919-3099	3	21	4730-246-9212	10	12
2910-215-7236	7	16	4730-268-7479	13	4
2910-239-1471	3	31	4730-289-5176	10	4
2910-282-7557	2	24	4730-360-0595	14	8
2910-305-5749	2	25		17	37
2910-358-4317	2	22	4730-366-6256	3	5
2910-358-4516	3	30	4730-603-7463	17	32
2910-358-5327	2	23	4730-639-9638	2	21
2910-447-9260	3	27	4730-735-4387	13	3
2910-447-9287	2	14		14	7
2910-592-4413	9	1	4730-735-4388	14	9
2910-672-1914	2	12	4730-735-4390	13	5
2910-740-3350	2	16	4730-735-4397	14	6
2910-740-3354	2	15	4730-735-4408	16	15
2910-846-0843	2	17	4730-741-0349	2	13
2920-047-4530	12	5	4730-764-6689	17	24
2920-110-3855	14	13	4730-812-4303	2	19
2920-286-2712	12	33	4730-869-5246	13	2
2920-283-5212	3	2	4730-896-9056	13	9
2920-319-5058	12	28	4730-915-5127	14	16
2920-349-3887	12	29	4820-554-8391	16	26
2920-354-0741	12	35	4820-777-6925	19	18
2920-354-0750	12	19	4820-777-6934	19	22
2920-356-1221	12	38	4820-781-4768	19	23
2920-358-6718	12	9	4930-072-6700	16	11
2920-447-0295	12	46	4930-109-4072	1	14
2920-455-7098	12	30	4930-110-3950	18	8
2920-508-0211	12	18	4930-110-3952	18	27
2920-523-8602	12	10	4930-110-3953	16	1
2920-620-0281	3	1	4930-110-3954	16	28
2920-679-5892	12	17	4930-110-4073	1	13
2920-714-5863	12	45	4930-110-4074	13	1
2920-714-5868	12	44	4930-563-3666	15	1
2920-790-9746	12	7	4930-656-7790	15	5
2920-983-1101	2	5	4930-565-7794	15	2
2930-839-6109	11	5	4830-675-4947	15	25
2940-675-5751	3	28	4930-705-5431	15	12
2940-839-6107	3	25	4930-735-4371	15	19
2990-224-8133	7	3	4930-735-4375	18	13
2990-301-6374	7	5	4930-735-4376	18	12
2890-353-5861	8	4	4930-735-4377	18	11
2880-376-0386	7	7	4930-735-4378	18	20
2990-388-9339	8	1	4930-735-4380	18	1
2880-389-6412	10	2	4930-735-4381	5	1

SECTION VII. INDEX-FEDERAL STOCK NUMBER AND REFERENCE NUMBER  
 CROSS-REFERENCE TO FIGURE AND ITEM NUMBER

STOCK NUMBER	FIG NO	ITEM NO	STOCK NUMBER	FIG NO	ITEM NO
4930-735-4402	13	16	5310-087-4652	1	19
4930-735-4405	13	18		1	22
4930-735-4406	13	6	5310-088-8513	1	39
4930-735-4407	1	35		19	53
4930-735-4448	16	22	5310-109-8034	1	27
4930-735-4450	16	23	5310-188-7848	12	1
4930-735-7374	18	14	5310-194-9211	8	3
4930-774-5302	17	1	5310-220-6794	15	13
4930-871-2996	18	20	5310-225-6893	1	16
4930-847-5823	13	15		1	37
5305-011-3953	15	17		19	39
5305-012-5843	18	15	5810-261-7341	3	15
5305-013-2264	19	19		3	23
5305-013-2684	15	7		9	4
5305-013-2859	2	4		11	4
5305-013-3056	2	11	5310-268-4040	16	3
5305-044-4153	1	18		19	48
	19	7	5310-285-1581	12	37
5305-068-0500	15	23	5310-285-8538	3	7
5305-068-0501	18	22	5310-280-5759	5	3
5305-071-2232	18	2	5810-366-6249	3	19
5305-103-2634	12	27	5310-366-7158	12	32
5305-151-3037	15	15	5310-543-2705	2	10
5305-206-1064	4	1	5310-576-1783	7	4
5305-225-3839	10	7	5310-584-5272	19	40
5305-251-8656	15	28	5310-586-4911	3	11
5305-269-3211	1	12	5310-616-3777	2	2
5305-269-3213	14	12	5310-627-6128	1	8
5305-269-3214	1	9		1	10
5305-269-3216	1	5		1	20
5305-281-6387	12	8		1	23
5305-282-2015	18	10		14	11
5305-285-8539	3	6	5310-637-1058	8	8
5305-351-6484	9	3	5310-637-2534	2	7
5305-619-4718	1	21	5310-637-8541	1	4
	1	24	5310-647-2054	12	15
	18	7	5310-655-9545	16	9
5305-647-2056	12	12	5310-675-5755	4	2
5305-685-1344	8	6	5310-685-6850	19	30
5305-751-8655	12	11	5310-692-8944	20	13
5305-753-7077	9	13	5310-720-8240	19	52
5305-794-8553	12	42	5310-732-0558	13	7
5305-809-9385	19	10		18	5
5305-820-1739	19	5	5310-732-6278	20	2
5305-831-0140	12	41	5310-740-0123	15	11
5305-855-0971	12	43		15	27
5305-958-5245	8	2	5310-740-0124	15	10
5305-958-5473	12	20		15	26
5305-988-1723	11	3	5310-754-4398	15	16
5305-988-1727	3	26	5310-763-8921	19	3
5306-012-6858	16	5		19	4
5306-019-3494	12	3	5310-772-3887	15	21
5306-206-4344	3	18	5310-794-8555	12	13
5306-207-9152	3	22	5310-809-4058	8	13
	4	8	5310-809-5998	1	17
5306-207-9158	2	6		1	38
5306-225-8499	12	4		19	8
5306-225-9081	3	10	5310-809-8544	8	11
5306-209-2393	1	34	5310-823-8803	16	4
	3	14	5310-828-6653	19	49
	7	6	5310-882-8244	1	26
5306-324-0263	20	5	5310-891-1734	1	40
5306-428-8915	1	7	5310-905-0762	1	33
5307-286-0334	3	32		10	5
5307-360-0578	13	12		18	25
5307-882-8297	13	11	5310-913-5474	16	14
5310-010-3329	20	3	5310-923-9824	12	2
5310-010-6260	15	24	5315-010-6749	4	17
5310-010-6485	15	8		7	13
5310-010-6492	15	14	5315-059-0140	20	1
5310-012-0367	3	29	5315-200-8183	19	11
5810-012-0380	19	6	5315-221-0480	7	11
	18	3	5315-265-8197	8	16
5310-012-0382	13	2	5315-273-7846	8	9
	18	6	5315-616-4492	7	17
5310-012-0622	8	7	5315-616-5514	4	18
5310-012-1637	15	18		12	24
	15	22	5315-828-8190	7	1
5310-013-4551	2	9	5315-838-2325	8	12
5310-082-4552	14	10	5315-845-7757	19	2
5311-082-4552	1	3	5320-243-0357	1	31
	1	11	5330-063-2506	18	42

## SECTION VII. INDEX-FEDERAL STOCK NUMBER AND REFERENCE NUMBER

STOCK NUMBER	CROSS-REFERENCE TO FIGURE AND ITEM NUMBER	
	FIG NO.	ITEM NO
5330-063-9787	19	25
5330-171-4827	16	7
5330-266-2701	4	7
5330-285-5061	7	8
5330-298-5170	4	6
5330-612-2414	14	17
	19	44
5330-733-2208	19	17
5330-735-4404	13	14
5330-735-4439	13	10
5330-763-2628	19	38
5330-841-2729	8	5
5330-949-5426	10	10
5330-978-8857	16	21
5340-050-1591	3	4
5340-109-7716	1	36
5340-256-7147	8	14
5340-291-8235	5	5
5340-345-4838	20	14
5340-564-2368	15	30
5340-598-2895	12	26
5340-699-9964	12	40
5340-794-6949	20	4
5340-816-4239	12	16
5340-823-5318	19	43
5340-974-9537	2	18
5340-990-9920	1	41
5430-585-2529	19	1
5430-784-6946	19	57
	20	
5430-794-6947	20	17
5430-794-6068	19	51
5430-784-6970	19	50
5910-189-5518	12	14
5920-675-4948	15	4
5920-675-4052	15	9
5940-260-0447	15	20
6150-110-8425	17	26
6635-735-4391	16	17
9340-735-4451	16	20

SECTION VII. INDEX-FEDERAL STOCK NUMBER AND REFERENCE NUMBER  
 CROSS-REFERENCE TO FIGURE AND ITEM NUMBER

REFERENCE NO	MFG CODE	FIG NO	ITEM NO	REFERENCE NO	MFG CODE	FIG NO	ITEM NO
AA97-1S19	66289	3	3	MS27030-5	96906	14	8
AB99T1S1	66289	3	20		96906	17	37
AD41	66289	6	9	MS27030-6	96906	14	17
AE74C	66289	6	3		96906	19	44
AE74D	66289	6	2	MS27183-18	96906	1	17
AF43B	66289	6	6		96906	1	38
AG26	66289	6	5		96906	19	8
AG31	66289	6	4	MS27952-7	96906	1	39
AG34B	66289	6	7		96906	19	53
AH9	66289	6	1	MS279544	96906	7	41
A2492A	82796	12	37	MS29513-112	96906	19	17
A2492C	21387	12	39	MS32291-5	96906	18	22
A2492D	82796	12	13	MS35190-251	96906	12	20
A2572	82796	12	33	MS35206-279	96906	11	3
BB116F9	66289	3	16	MS35206-283	96906	3	26
BG170S2	66289	4	3	MS35291-58	96906	18	7
BK97	66289	2	20	MS35297-34	96906	12	4
BY4631	82796	12	21	MS35335-35	96906	1	8
B1-264B4S1	66289	3	28		96906	1	10
B1498D	21387	12	26		96906	1	20
B5963	82796	12	15		96906	1	23
B6030A	21397	12	44		96906	14	11
CA51-131	66289	4	13	MS35338-25	96906	10	6
CA51-131S1	66289	4	12		96906	18	3
C141-4-17	79960	3	31	MS35338-3	96906	15	8
C1498D	21387	12	40	MS35338-4	96906	15	14
C200	01400	18	16	MS35338-46	96906	1	4
C5949	21387	12	25	MS35338-48	96906	19	40
C6032B	82796	12	45	MS35338-50	96906	19	49
DA70BS1	66289	5	1	MS35648-4	96906	3	4
DB186A1SP	66289	5	4	MS35690-425	96906	3	29
DC161-1	66289	5	9	MS35690-602	96906	13	7
DC198	66289	5	8	MS35691-34	96906	1	40
DC199	66289	5	10		96906	19	52
DE68	66289	5	6	MS35785-4	96906	16	26
DR30	66289	5	7	MS51021-60	96906	19	10
D1600	72219	16	21	MS51105-464	96906	19	5
D2565	82796	12	35	MS51922-17	96906	1	3
D5949A	82796	12	22		96906	1	11
D6120	82796	12	28		96906	1	19
EA101W	66289	7	14		96906	1	22
EA101ZS1	66289	7	10		96906	14	10
FA42C	66289	6	8	MS51922-33	96906	1	16
FMPE1B7	21387	12	7		96906	1	37
FX1097SA	12718	19	57		96906	19	39
	12718	20		MS51922-49	96906	16	3
FX887-11	12718	20	14		96906	19	48
FX997-12	12718	20	17	MS51967-23	96906	19	3
FX997A2	1271P	20	15	MS51967-3	96906	1	33
GA34A	66289	4	16		96906	10	5
GB49	66289	7	12		96906	18	25
GD87C	66289	12	6	MS51967-8	96906	18	5
G2788	82796	12	19	MS90725-109	96906	1	18
G3861	66289	12	38		96906	19	7
HG201D	66289	6	10		96906	19	7
J2430A	82796	12	9	MS90725-19	96906	18	2
KA59B1S1	66289	9	5	MS90725-36	96906	3	10
KF14S1	66289	9	10	MS90725-60	96906	1	12
KF19A	66289	9	2	MS90725-62	96906	14	12
KF22	66289	9	12	MS90725-64	96906	1	9
K2498	82796	12	10		96906	1	21
K98	66289	9	1	MS90725-66	96906	1	5
LV2563C	82796	12	36	MS90725-8	96906	10	7
L031B	66289	3	33	M2570	82796	12	32
L2788	82796	12	18	NCL137	66289	11	6
MBKND182918	66289	2	1	N76B4	78040	3	25
MP38	66289	9	7	OW480T	78480	2	21
MILF52308	81349	16	12	PA264	66289	7	11
MS15795-20	96906	16	4	PA340	66289	7	17
MS15795-718	96906	16	9	PC368	66289	3	32
MS16562-240	96906	19	11	PC393-2	66289	8	16
MS20470AD2-5	96906	1	31	PD10	66289	12	1
MS24629-21	96906	12	43	PD115	66289	8	8
MS24665-289	96906	19	2	PD151	66289	8	7
MS27022-5	96906	10	11	PD9	66289	7	4
MS27026-5	96906	10	9	PF3	66289	2	10
MS27026-9	96906	14	5		66289	3	15
	96906	17	36		66289	3	23
MS27028-11	96906	19	43		66289	9	4
MS27028-9	96906	13	2		66289	11	4
MS27029-11	96906	14	16	PE37A	66289	11	2
				PE4	66289	3	11
				PE5	66289	2	7



SECTION VII. INDEX-FEDERAL STOCK NUMBER AND REFERENCE NUMBER  
 CROSS-REFERENCE TO FIGURE AND ITEM NUMBER

REFERENCE NO	MFG CODE	FIG NO	ITEM NO	REFERENCE NO	MFG CODE	FIG NO	ITEM NO
PE52A	66289	12	2	XD11	66289	3	6
PE55	66289	8	3	XD15	66289	4	1
PE82	66289	5	3	XD23	66289	3	18
PG338	66289	3	24	XD25	66289	2	6
PG733	66289	2	12	XD4	66289	3	22
PH209B	66289	3	19		66289	4	8
PH253	66289	8	11	XD6	66289	1	34
PH254	66289	4	5		66289	3	14
PH256	66289	4	4		66289	7	6
PH30	66289	3	7	XD7	66289	9	3
PH412	66289	4	2	XED16	11593	3	2
PH84	66289	8	13	XI1	66289	8	12
PI121	66289	8	9	XT32	66289	7	1
PK127A	66289	2	18	XJ58	66289	11	7
PK50A	66289	9	8	XK118	66289	3	5
PK69	66289	5	5	XK3B	66289	3	13
PL17	66289	4	18	YD259	66289	3	1
PL21	16289	4	17	YD89BC	66289	2	5
	66289	7	13	050205	06840	16	11
PM117	66289	8	14	07759	78480	2	22
PM58	66289	9	9	07762	78480	2	23
PM74	66289	7	3	07770	78480	2	25
P077	66289	2	9	08227	78480	2	24
P2000	17807	1	1	10S10D	82796	12	8
QD568A	66289	3	17	101P10	82366	15	22
QD570A	66289	12	5	101P4	82366	15	11
QD571	66289	7	8		82366	15	27
QD572	66289	3	9	101191	81580	2	2
QD573	66289	4	7	102P10	82366	15	16
QD573A	66289	4	6	1020-3641650	17807	19	50
QD647	66289	3	27	1020-36419	17807	19	41
QD695	66289	8	5	1020-36436	96906	19	51
QD802	66289	3	21	1020-36454-1	17807	19	19
Q2437AX	82796	12	17	1020-36454-3	17807	19	25
RC118	66289	2	17	1020-36454-4	17807	19	20
RD107	66289	9	6	1020-36454-5	17807	19	24
RD127C	66289	2	19	1020-36454-6	17807	19	21
RF1225	66289	2	13	1020-36454-7	17807	19	22
RJ138A	66289	3	12	1020-36454-8	17807	19	23
RM1280A	66289	2	15	1020-3649	17807	19	42
RP902	66289	2	14	1020-36525-1	17807	19	12
RX2425	82796	12	30	1020-36525-24	17807	19	14
SA61	66289	3	8	1020-36525-3	17807	19	13
SA80	66289	9	11	1020-36528-3	17807	19	6
SA9590-1	09310	17	30	1020-36528-6	17807	19	4
SA9590-2	09310	17	24	103P25	82366	15	18
SA9580-3	09310	17	23	1097-5	12718	20	9
SD108	66289	12	46	1097-8	12718	20	7
SD251	66289	11	8	1097A4	12718	20	8
SE1590	01400	16	27	1097SA1	12718	20	6
SE53A16S1	66289	11	5	110-6	17807	19	45
SZ2563	82796	12	34	110032	81859	10	3
S2563	82796	12	41	11193A	79960	3	30
S316145S	01400	18	10	113-75	01400	19	46
TC301-3	66289	8	10	115-100	01400	13	18
TC321	66289	7	16	115-101	01400	13	9
TC322S1	66289	7	18	115-116	01400	13	10
TC323	66289	7	15	115-156	01400	2	8
TC324C	66289	7	9	115-197	01400	18	19
TC325	66289	7	7	115-200	01400	18	1
TC332	66289	7	5	115-206	01400	18	8
TI1802D	76700	10	2	115-215	01400	18	9
T2000	17807	19	1	115-216	01400	18	9
T2477C	P2796	12	29	115-217	01400	18	17
T37	12718	20	16	115-218	01400	18	17
UC103A	66289	11	1	115-232	01400	18	4
US2480	82796	12	23	115-233	01400	18	4
U268B	66289	11	9	115-234	01400	18	26
VB112	66289	8	15	115-235	01400	18	21
VC22C	66289	8	4	115-24	01400	18	18
VE304C	66289	7	2	115-241	01400	18	27
VE363A	66289	8	1	115-242	01400	18	29
VI498	92796	12	16	115-243	01400	18	28
WF343ES1	66289	2	16	115-29	01400	18	30
WWP471	81348	10	4	115-5-19	01400	16	16
WWP471TYPF1	81348	13	19	115-5-7	01400	16	15
WWP481TYP83	81348	13	20	115-52L	01400	18	20
WWP521TYPE2	81348	10	12	115-528	01400	18	20
XA52	66289	2	11	115-54-1	01400	18	23
XA6	66289	8	6	115-54-2	01400	18	24
XA64	66289	9	13	115-58-1	01400	18	13
XC14	66289	8	2	115-58-2	01400	18	11

SECTION VII. INDEX-FEDERAL STOCK NUMBER AND REFERENCE NUMBER  
CROSS-REFERENCE TO FIGURE AND ITEM NUMBER

REFERENCE NO	MFG CODE	FIG NO	ITEM NO	REFERENCE NO	MFG CODE	FIG NO	ITEM NO
115-59	01400	13	21	2000-606-37	17807	16	28
115-85	01400	13	16	2000-81	17807	1	15
115-86	01400	13	13	2000-82	17807	14	1
115-87	01400	13	14	2000-83	17807	14	2
115-91	01400	13	12	2000-84	17807	14	3
115-94	01400	13	17	2000-85	17807	14	4
115-99-1	01400	18	14	2000-86	17807	19	55
115-99-2	01400	19	12	2000-87	17807	19	55
117-54	01400	13	6	2000-88	01400	13	5
120382	24617	13	8		17807	19	56
	24617	13	11	21-1IN	71724	13	15
	24617	18	6	2620	72219	16	19
126P15	82366	15	24	27016	82366	15	9
13601-13	09310	17	14	27077	82366	15	30
13601-3	09310	17	20	3K1	82796	12	24
13601-4	09310	17	15	3000-1	82366	15	1
13601-5A	09310	17	11	30019	82366	15	5
13601-6A	09310	17	17	30045	82366	15	2
13601-64	09310	17	16	30046	82366	15	3
13601-65	09310	17	13	30051	82366	15	12
150B80	24869	14	9	30052	82366	15	4
151P15	82366	15	10	30055	82366	15	25
	82366	15	26	30056	82366	15	20
151P20	82366	15	21	30068	82366	15	19
15118	80038	4	15	30069	82366	15	29
15250	80038	4	14	31SS12B	82796	12	42
155P10	82366	15	6	5M	09310	17	1
193484	24617	12	3	5P100-1	82366	15	23
2P100-1	82366	15	7	5P1001-1	82366	15	15
2P101-3	82366	15	28	5XY2433	21387	12	14
2P102	82366	15	17	5795-1A	09310	17	31
20-1000AS02B	38056	16	17	5953-1	09310	17	25
20-104-1-2	72219	16	18	6S3W	82796	12	27
20-104L	72219	16	22	6044	09310	17	27
20-1040	72219	16	23	63Y11	01400	16	25
200F30	24869	14	15	635AMA	81718	13	3
2000-167	17807	16	2		81718	14	7
2000-36408	17807	19	54	6552	09310	17	21
2000-36452-1	17078	19	35	6802B	09310	17	28
2000-36452-2	17807	19	34	6803	09310	17	29
2000-36452-3	17807	16	14	6805923	24446	1	7
	17807	19	30	8S411	82796	12	12
2000-36452-456	17807	19	31	8S511	92796	12	11
2000-36452-7	17807	19	32	826D4	09310	17	26
2000-36452-7-1	17807	19	33	8354-5	09310	17	32
2000-36452-8	17807	19	29	887-22	12718	20	11
2000-36452-9	17807	19	28	887-23A	12718	20	5
2000-36454	17807	19	18	887-23B	12718	20	4
2000-36454-2	17807	19	26	887-23C	12718	20	2
2000-36454-9	17807	19	27	887-23D	12718	20	1
2000-36460	17807	19	15	887-23F	12718	20	3
2000-36460-1	17807	19	16	887-7	12718	20	13
2000-36461	17807	19	36	9117-14	09310	17	12
2000-36461-1	17807	19	37	9361-15	09310	17	2
2000-36461-2	17807	19	38	9361-15	09310	17	4
2000-36528-2	17807	19	9	8361-30B	09310	17	9
2000-51211	17807	1	14	9361-34A	09310	17	10
2000-51212	17807	1	13	9590-1C	09310	17	35
2000-51213	17807	10	1	9590-14	09310	17	7
2000-5121323	17807	1	2	9590-15	09310	17	8
2000-5122	17807	1	25	9590-17	09310	17	33
2000-51223	17807	1	6	9590-18	09310	17	34
2000-5123	17807	13	1	9590-2A	09310	17	3
2000-5124	17807	1	36	9590-21	09310	17	19
2000-5128	17807	1	28	9590-23	09310	17	18
2000-5128-4	17807	1	27	9590-4B	09310	17	6
2000-5132-25L	17807	1	30	9590-5A	09310	17	5
2000-5132-258	17807	1	29	9590-6	09310	17	22
2000-5132-27	17807	1	35	980-1-1-2	79515	14	6
2000-5132-32	17807	1	32	R87R6	12718	20	12
2000-5145	17807	14	13				
2000-5145-1	17807	14	14				
2000-5145-18	17807	14	18				
2000-515-10	17807	10	8				
2000-51510-5	17807	10	10				
2000-606	17807	16	1				
2000-606-10	17807	16	7				
2000-606-11	17807	16	6				
2000-606-12	17807	16	10				
2000-606-15	17807	16	13				
2000-606-21	17807	16	24				
2000-606-25	17807	16	20				

SECTION VII. INDEX-FEDERAL STOCK NUMBER AND REFERENCE NUMBER  
CROSS-REFERENCE TO INDEX NUMBER

ITEMS NOT ILLUSTRATED

STOCK NUMBER	GROUP NO.	PAGE NO.	REFERENCE NO.	MFG CODE	GROUP NO.	PAGE NO.
2910-594-9067	03	28	KGCL0	99539	20	46
4730-951-3298	20	46	2000-606-38	17807	16	40
4930-770-8430	17	41				
5305-013-9703	19	45				
5310-274-9337	16	39				
5340-823-5316	20	46				

By Order of the Secretary of the Army:

Official:

KENNETH G. WICKHAM,  
Major General, United States Army,  
*The Adjutant General.*

W. C. WESTMORELAND,  
General, United States Army,  
*Chief of Staff.*

Distribution:

To be distributed in accordance with DA Form 12-25, Section I, (qty rqr block no. 154) Organizational Maintenance Requirements for Petroleum Distribution Equipment.



PIN: 005965-000